



Tasmania

**Local
Government
Election Report
2005**

Contents

Introduction	3
Statewide election statistics	
Return of postal votes	10
Council response rate in order of enrolment	12
Percentage response rate by age group and gender.....	14
Validation of declaration envelopes	16
Break up of declarations rejected.....	17
Informal ballot paper survey	18
Ballot papers admitted and formality	20
Break up of postal votes.....	22
Council election outcomes	
Councillors, Mayors & Deputy Mayors as at October 2005.....	24
Casual Vacancies.....	31
Elector Polls since the 2002 elections.....	35
Attachments	
Examples of the items comprising a postal ballot pack	39
Examples of print advertising	45

Introduction

This report provides a summary and analysis of the 2005 Tasmanian local government elections conducted in accordance with the *Local Government Act 1993*.

The structure of reports on the 2005 local government elections is similar to previous years. The main report contains general information on the elections, statewide statistics, a summary of all mayors, deputy mayors, councillors and examples of election material, but will not include detailed election results for each council.

A separate 2005 election report booklet has been produced for each council. Each booklet includes a report for the particular council, including a graph displaying the number of first preference votes received by each candidate, the distribution of preferences in tabulated form and a list of all candidates contesting the 2005 elections, and by-elections held since October 2002.

Background

Tasmania's biennial local government elections were held in October 2005 (deferred from 2004).

Elections were held in all 29 councils for the positions of mayor, deputy mayor and half the councillor positions, together with by-elections for 14 casual vacancies.

A total of 348 candidates nominated for a total of 156 councillor positions, 65 candidates nominated for 29 mayoral positions and 74 candidates nominated for 29 deputy mayoral positions.

As there was only one candidate for each of the vacancies for Mayors of the Central Highlands, Circular Head, George Town, Kentish, Latrobe, West Coast, and for Deputy Mayors of the Brighton, King Island, Latrobe, Northern Midlands, Sorell, Southern Midlands, and West Coast Councils, polls were not required for these elections.

The next biennial elections are scheduled for October 2007.

On 21 August 2002 His Excellency the Governor-in-Council issued 2 Orders that dismissed all Kentish councillors and postponed the Kentish Council election due in October 2002. The election was held in 2003 with the ballot closing at 10 am on Tuesday 24 June 2003. Three candidates contested the mayoral election, five contested the deputy mayoral election, and thirty candidates contested the councillor election. Full details are provided in the 2005 individual report of the Kentish council.

The Tasmanian Electoral Commission (TEC) produced a candidate information booklet for the 2005 elections that provided practical information on such matters as nomination, advertising, voting and scrutineers.

An information booklet for printers, publishers and broadcasters was also available, providing practical information for the media and those who produce election campaign material.

Copies of both booklets are available from the TEC or the TEC website at www.electoral.tas.gov.au.

Conduct of elections

These were the sixth biennial elections held under the *Local Government Act 1993*, previous elections having been held in 1994, 1996, 1999, 2000 and 2002.

The Act provides that the Electoral Commissioner (EC) is responsible for the supervision of elections, and is to undertake some specific tasks such as the production of ballot papers, forms and both statutory and public awareness advertising. It also requires that the EC approve some forms and procedures and appoint returning officers.

This year, in addition, the TEC was requested to take full responsibility for the conduct of 28 of the 29 elections, with Australian Electoral Commission (AEC) staff being appointed as returning officers under a contractual arrangement. In the Flinders Council, the returning officer was appointed following a recommendation from the Council.

Postal voting

The *Local Government Act 1993* introduced universal postal voting as an option for council elections. An Act of Parliament, the *Local Government (Special Elections) Act 1993*, was also passed at that time requiring all 18 council elections due in 1994 to be conducted by post. The special Act was amended in 1995 to again require all elections to be conducted by post in 1996.

Following the success of these postal voting trials, the *Local Government Act 1993* was amended in December 1998 to require all future elections to be conducted by postal ballot.

The 3-envelope system was again used in 2005 to ensure the secrecy and security of the ballot. This system involves an outer window face envelope, a reply paid envelope and a ballot paper security envelope with an extended perforated flap for voter details and signature. This information is required to verify that only eligible electors vote.

In addition to the above envelopes, the postal ballot pack included the ballot paper(s), and an information brochure containing voting instructions and candidate statements.

Sample ballot material is reproduced in the attachments to this report.

Enrolment

People who were on the House of Assembly electoral roll for an address within the municipal area were automatically enrolled on the local government roll for that area.

Others who owned or occupied land in a municipal area but who were not eligible to be on the House of Assembly roll for that area were entitled to apply to enrol on the general manager's roll.

Corporate bodies who owned or occupied land in the municipal area were also entitled to nominate a representative to the general manager's roll.

A total of 350 026 electors were enrolled in the 29 councils at the close of rolls at 6pm on 15 September. These comprised 340 638 (97.32%) from the state House of Assembly roll and 9 388 (2.68%) from the general manager's rolls.

In the period 11–14 October 2005, 350 026 electors across the state received postal ballot packs for the 29 councils having contested elections.

Enrolment statistics for each council are shown in this report.

Election timetable—2005

Notice of election published	Saturday 10 September
Electoral rolls closed	6 pm Thursday 15 September
Nomination period	12 September–12 noon on 26 September
Nominations closed	12 noon Monday 26 September
Nominations announced	12 noon Tuesday 27 September
Ballot material received by electors	11–14 October
Polling period	15–25 October
Close of poll	10 am Tuesday 25 October
Results finalised	25 October–28 October

Public awareness & statutory advertising

The *Local Government Act 1993* provides that the EC may promote public awareness and understanding of elections, and encourage enrolment and voting. A statewide advertising campaign was conducted by television, radio and newspapers to create awareness of the elections and encourage participation in the postal voting system.

Regular press releases gave progressive updates on the number of ballot papers returned for all councils. Electoral officers were available for interviews.

Under the Act, the EC is also required to place prominent statutory advertisements in newspapers to advertise election dates, call nominations, list candidates, notify ballots where required, and to advertise the results of ballots conducted.

As at previous elections, the TEC provided a freecall telephone enquiry service. In addition, information was available on the TEC website at www.electoral.tas.gov.au. The availability of the freecall service and the website were promoted extensively in our advertising campaign, and appeared on information brochures sent to each elector with ballot papers.

Electoral system

Voting in Tasmanian local government elections is not compulsory.

All elections for councillor positions are to be conducted using a system based on the Hare-Clark method of proportional representation used in Tasmanian House of Assembly elections.

Under the Hare-Clark electoral system, ballot papers are distributed at either full or fractional transfer values. Due to the relatively small number of electors in some local government elections all votes are calculated to 2 decimal places to reduce the loss of votes by fraction. The introduction of amalgamated transfer values in 1998 has made this issue less significant.

For councillor elections, the Robson rotation system is used to rotate the order in which candidate names appear on ballot papers. From the 2005 elections, the order of candidate names on mayoral and deputy mayoral ballot papers is also rotated.

Mayors and deputy mayors of all councils are now elected by all electors, as opposed to being elected by councillors. Mayoral and Deputy Mayoral elections are conducted by postal vote in conjunction with councillor elections and use a preferential electoral system similar to that used for Legislative Council and Federal House of Representatives elections.

Councillor scrutines were conducted utilising the 'HC Auto' computerised scrutiny sheet to improve the efficiency and accuracy of the count. This system was developed in Tasmania and has been used successfully at Local Government and House of Assembly elections since 1996.

Tally-room & election results

A state tally-room was set up in the main grandstand at the Royal Hobart Show Grounds in Glenorchy and operated from 6 pm until about midnight on Tuesday 25 October. Provisional first preference results for all positions and the distribution of preferences for mayoral positions were progressively displayed on tally boards.

The media, candidates and the general public were all invited to attend this event. It provided an opportunity for candidates to give media interviews, and a venue for the local government community to discuss results as they became available.

Results were posted on the TEC website (see below). Results were also available from the TEC, returning officers or council offices from Wednesday 26 October.

The majority of the election scrutines were completed on Wednesday 26 October, with the more complex scrutines being completed on Thursday 27 October. The actual time required for each scrutiny varied considerably and was largely dependent on the numbers of positions vacant and candidates.

TEC website—www.electoral.tas.gov.au

The TEC website includes information on current and past local government elections.

Progressive results were posted on the web as they became available from 6.00pm on Tuesday 25 October. In nearly all councils the results were posted within 5–15 minutes. In very few cases, some results were delayed. This is inevitable when working from temporary premises and coordinating around 600 casual staff.

Cost of elections

The average cost per elector increased from \$2.92 to \$3.28, an increase of 12.33% over the 2002 elections. The actual cost varied, due mainly to the number of candidates which affects the complexity of the scrutiny and the size of candidate statement brochures. The percentage return of ballot papers and the number of electors also effect the relative cost. With a few exceptions, the cost ranged from \$3.00 to \$3.50 per enrolled elector.

Savings were made in some areas, in particular postage where the cost of return postage actually decreased and postage out remained similar to 2002 and in TEC administration costs which were only increased by around 8%.

Increases occurred in the cost of insertion of ballot material where the private contractor increased charges by about 50% and foreshadowed further increases in future. The additional 50 councillor candidates resulted in an increase of around 20% in the cost of preparing and printing candidate statements and 30% in scrutiny costs. The scrutiny cost was also increased by the introduction of rotation on mayoral ballot papers. Significant increases also occurred in the cost of envelopes and in the cost of advertising, where a new campaign was developed.

Response rate

The statewide response rate in 2005 was 58.52%. This compares with 55.00% in 1994, 59.48% in 1996, 55.66% in 1999, 57.78% in 2000, and 57.86% in 2002.

A number of factors influence the response rate. These include the number of positions vacant, the number of candidates contesting the elections and local issues at the time. Smaller councils also continue to show higher response rates as demonstrated on the graph on page 12.

The new analysis of response by age and gender indicates that response rates increased with age, and are somewhat greater for women than men.

Casual vacancies

A casual councillor vacancy is filled (where possible by recount) unless the vacancy occurs within 6 months of a forthcoming election. A candidate elected at a recount serves until the next council election.

If a recount is not possible, a by-election is held—with the candidate elected to serve for the remainder of the term of office of the original councillor.

If a vacancy occurs within 6 months of a forthcoming council election, the vacancy is filled by a by-election held in conjunction with the council election.

29 casual vacancies occurred between the 2002 and 2005 elections. 19 of these were filled by recount, 2 at single by-elections, and 8 occurred in the last six months and did not require replacement. Two by-elections were held for the positions of mayor of the Latrobe and Flinders Councils.

A summary of recounts and by-elections appears on pages 32 and 33 of this report.

Elector polls

A council may hold an elector poll on any issue it determines. It may also be required to hold an elector poll following a process requiring petitions signed by at least 5 % or 1000 of the electors in the municipal area, whichever is the lesser (as set out in Part 6 of the *Local Government Act 1993*).

A council is not bound by the result of an elector poll.

In October 2005, 2 elector polls were conducted concurrently with the election. The Waratah-Wynyard municipality area had an elector poll in relation to the proposed name change to the Table Cape Council and municipal area. The West Tamar municipality area had an elector poll in relation to the proposed pulp mill being located in the area. The results of these polls are on pages 36 and 37.

In April 2003, an elector poll was conducted to determine whether or not the electors of Kentish wish to remain a separate municipal area. The results of this poll were included in the 2002 report.

Structure of this report

Statewide Election Statistics—this section provides statistics for all councils at the various stages of the postal voting system, including an informal ballot paper survey.

Councillors, Mayors & Deputy Mayors following the October 2005 general elections—this section lists the names of the mayors, deputy mayors and councillors of all councils and their term of office.

Casual Vacancies—this section includes a summary of all recounts and by-elections since the October 2002 elections.

Elector Polls since the 2002 elections—this section includes results of the two elector polls conducted with the 2005 elections.

Examples of items comprising a postal ballot pack—this section include examples of ballot and advertising material used.

Examples of print advertising—this section includes examples of newspaper advertising in 2002.

Statistical information in electronic form

The statistical information contained in this report can also be provided by the TEC in electronic form, on request.

Acknowledgment

I would like to thank the following people and organisations—

- The general managers and staff of the 29 councils for their cooperation.
- Australia Post for their assistance and ready cooperation in the secure and timely delivery and return of ballot material.
- The Printing Authority of Tasmania for providing ballot material so promptly and professionally.
- The media in Tasmania for their interest in and promotion of the democratic process in general and these local government elections in particular.
- The Australian Electoral Commission for providing returning officers and scrutiny staff.
- The Tasmanian Electoral Commission team for their professionalism, hard work and support.

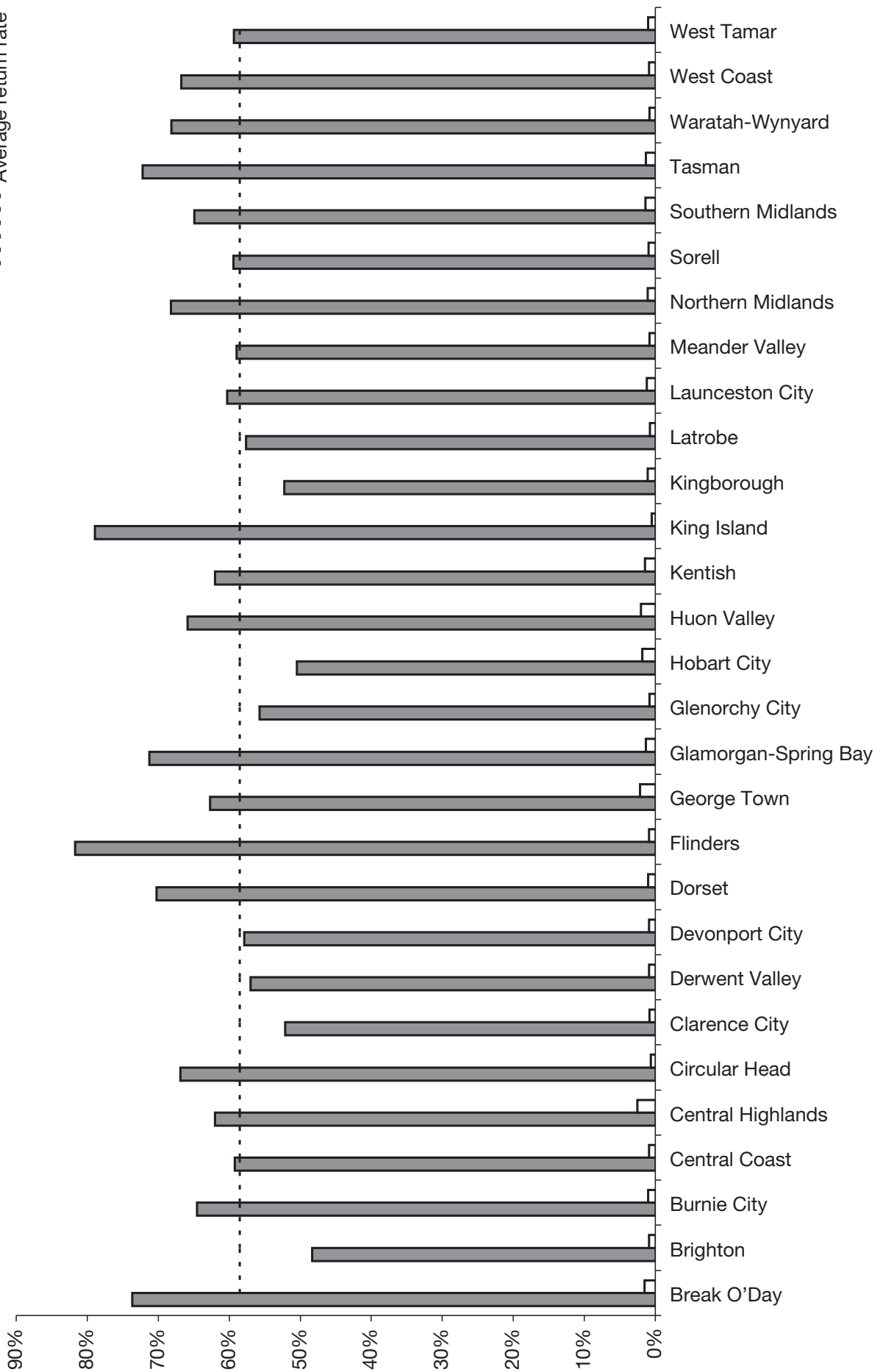
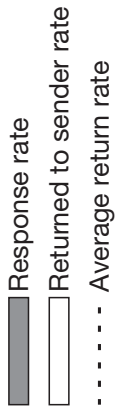
Bruce Taylor

ELECTORAL COMMISSIONER

May 2006

Statewide Election Statistics

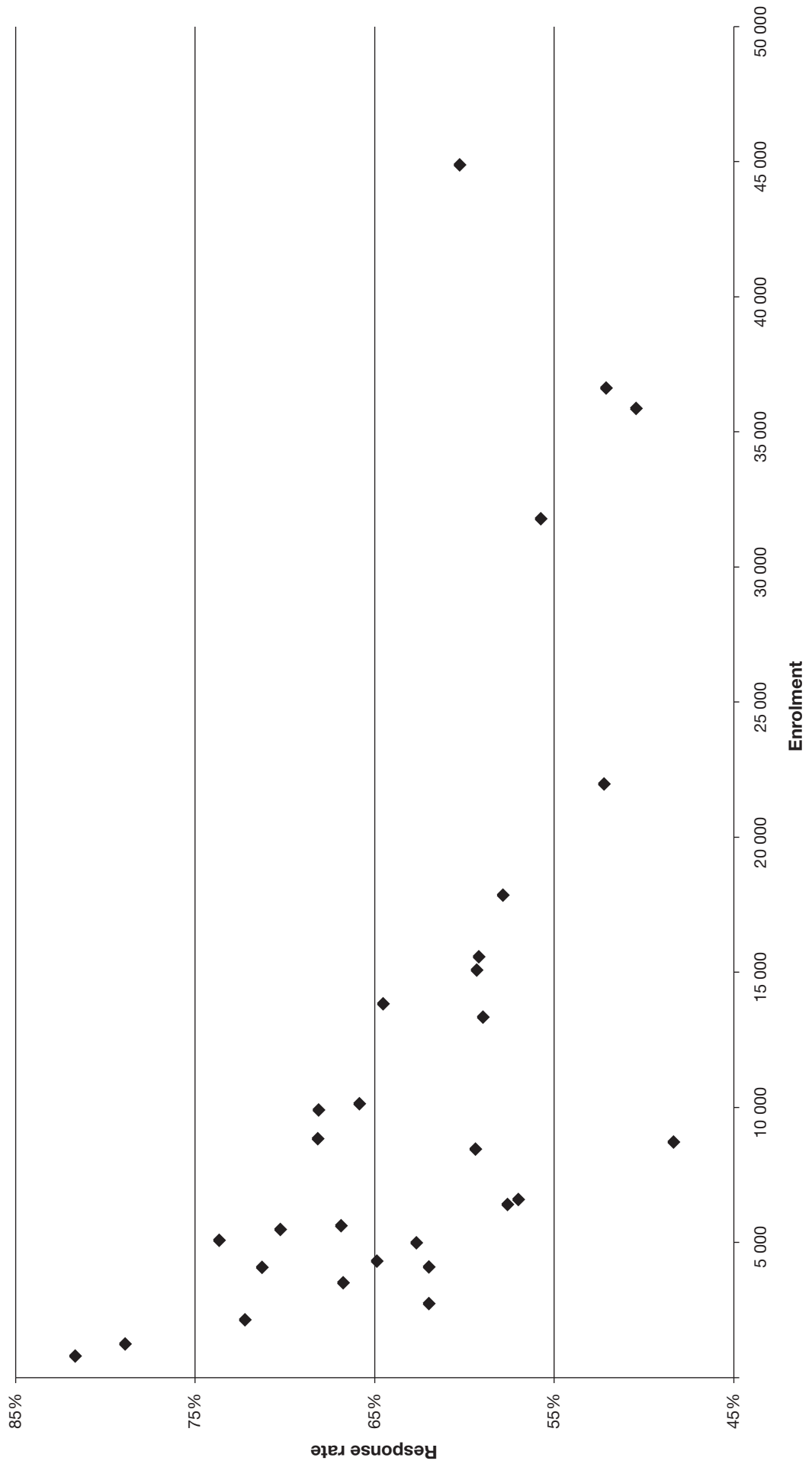
Response & returned to sender rate



Stage 1: Return of postal votes

Council	Electors enrolled	Declarations returned	Response rate	Returned to sender	Returned to sender rate	Late returns
Break O'Day	5 085	3 746	73.67%	78	1.53%	44
Brighton	8 722	4 217	48.35%	75	0.86%	62
Burnie City	13 829	8 925	64.54%	143	1.03%	113
Central Coast	15 572	9 219	59.20%	136	0.87%	122
Central Highlands	2 743	1 700	61.98%	69	2.52%	39
Circular Head	5 625	3 762	66.88%	36	0.64%	59
Clarence City	36 624	19 086	52.11%	302	0.82%	306
Derwent Valley	6 597	3 760	57.00%	59	0.89%	42
Devonport City	17 865	10 339	57.87%	158	0.88%	129
Dorset	5 484	3 853	70.26%	57	1.04%	40
Flinders	808	660	81.68%	7	0.87%	1
George Town	4 997	3 132	62.68%	107	2.14%	45
Glamorgan-Spring Bay	4 077	2 906	71.28%	53	1.30%	38
Glenorchy City	31 790	17 725	55.76%	265	0.83%	260
Hobart City	35 878	18 100	50.45%	654	1.82%	281
Huon Valley	10 131	6 672	65.86%	204	2.01%	82
Kentish	4 103	2 543	61.98%	61	1.49%	45
King Island	1 247	984	78.91%	6	0.48%	23
Kingborough	21 970	11 473	52.22%	240	1.09%	223
Latrobe	6 411	3 693	57.60%	50	0.78%	42
Launceston City	44 877	27 048	60.27%	548	1.22%	321
Meander Valley	13 341	7 869	58.98%	107	0.80%	119
Northern Midlands	8 844	6 030	68.18%	94	1.06%	74
Sorell	8 456	5 022	59.39%	80	0.95%	102
Southern Midlands	4 307	2 795	64.89%	61	1.42%	62
Tasman	2 139	1 545	72.23%	28	1.31%	36
Waratah-Wynyard	9 912	6 752	68.12%	80	0.81%	80
West Coast	3 511	2 344	66.76%	32	0.91%	67
West Tamar	15 081	8 946	59.32%	156	1.03%	97
State total	350 026	204 846	58.52%	3 946	1.13%	2 954
Late returns—State Total	2 954					
	(0.84%)					

Response rate compared with enrolment



Councils response rate in order of enrolment

Council	Electors enrolled	House of Assembly electors	General Manager enrolment	Declarations returned	Response rate
Flinders	808	696	112	660	81.68%
King Island	1 247	1 152	95	984	78.91%
Tasman	2 139	1 667	472	1 545	72.23%
Central Highlands	2 743	1 727	1 016	1 700	61.98%
West Coast	3 511	3 454	57	2 344	66.76%
Glamorgan-Spring Bay	4 077	3 237	840	2 906	71.28%
Kentish	4 103	3 983	120	2 543	61.98%
Southern Midlands	4 307	4 108	199	2 795	64.89%
George Town	4 997	4 615	382	3 132	62.68%
Break O'Day	5 085	4 469	616	3 746	73.67%
Dorset	5 484	5 215	269	3 853	70.26%
Circular Head	5 625	5 472	153	3 762	66.88%
Latrobe	6 411	6 346	65	3 693	57.60%
Derwent Valley	6 597	6 493	104	3 760	57.00%
Sorell	8 456	8 276	180	5 022	59.39%
Brighton	8 722	8 685	37	4 217	48.35%
Northern Midlands	8 844	8 714	130	6 030	68.18%
Waratah-Wynyard	9 912	9 719	193	6 752	68.12%
Huon Valley	10 131	9 653	478	6 672	65.86%
Meander Valley	13 341	13 227	114	7 869	58.98%
Burnie City	13 829	13 640	189	8 925	64.54%
West Tamar	15 081	14 898	183	8 946	59.32%
Central Coast	15 572	15 497	75	9 219	59.20%
Devonport City	17 865	17 623	242	10 339	57.87%
Kingborough	21 970	21 662	308	11 473	52.22%
Glenorchy City	31 790	31 408	382	17 725	55.76%
Hobart City	35 878	34 396	1 482	18 100	50.45%
Clarence City	36 624	36 251	373	19 086	52.11%
Launceston City	44 877	44 355	522	27 048	60.27%
State total	350 026	340 638	9 388	204 846	58.52%

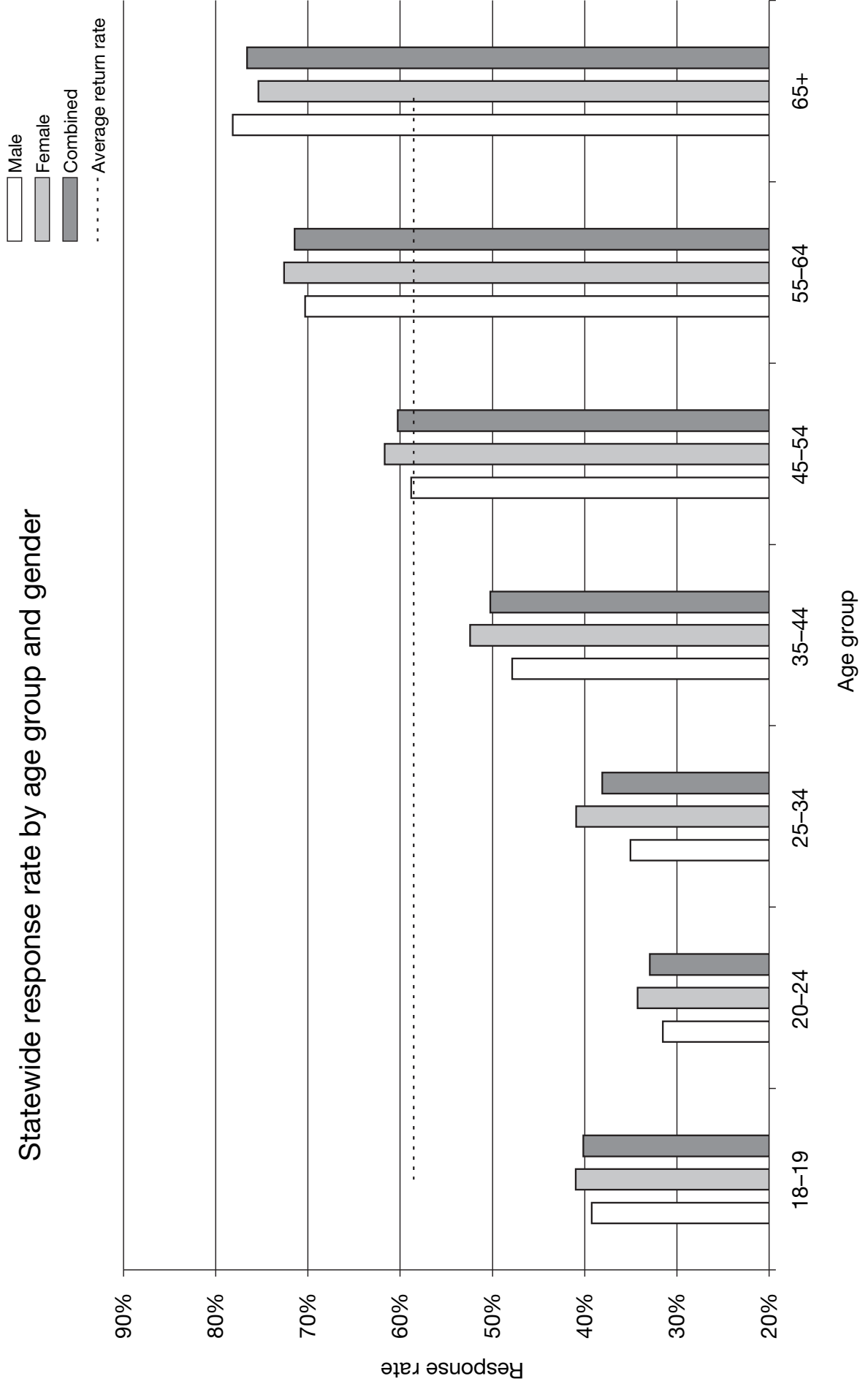
Percentage response rate by age group and gender

NB. These percentages reflect only House of Assembly electors and not those on the General Manager's roll.

Council	18-19		20-24		25-34		35-44		45-54		55-64		65+					
	Male	Female	Male	Female	Male	Female	Male	Female	Male	Female	Male	Female	Male	Female				
	Combined	Combined	Combined	Combined	Combined	Combined	Combined	Combined	Combined	Combined	Combined	Combined	Combined	Combined				
Break O'Day	44.68	58.33	50.60	44.76	45.67	53.46	50.00	63.19	66.26	71.37	79.07	75.13	77.09	80.57	78.75	78.97	83.23	81.04
Brighton	33.65	33.08	33.33	33.42	28.52	33.10	30.99	39.31	42.79	51.73	56.06	53.98	64.67	65.85	65.26	72.85	65.68	69.15
Burnie City	43.72	45.45	44.69	38.29	43.22	48.13	45.78	56.08	58.67	68.95	69.51	69.25	75.19	78.82	77.02	80.48	79.05	79.67
Central Coast	33.66	38.38	35.92	31.60	34.20	41.82	38.20	46.32	49.12	57.35	60.30	58.85	71.48	73.60	72.55	79.52	75.79	77.48
Central Highlands	42.11	33.33	37.50	44.76	45.76	57.52	51.52	56.17	58.02	58.95	61.73	60.36	69.35	76.13	72.32	79.55	81.69	80.50
Circular Head	41.54	63.38	52.94	43.95	45.67	52.87	49.35	56.45	61.88	65.02	71.04	67.84	77.01	83.06	79.93	81.92	82.34	82.14
Clarence City	32.67	34.27	33.50	28.39	30.53	34.38	32.54	39.95	42.61	48.48	50.31	49.43	63.45	65.59	64.56	74.44	71.54	72.80
Derwent Valley	44.19	47.31	45.81	33.33	35.74	37.92	36.84	43.23	47.06	59.97	60.84	60.40	67.88	73.23	70.52	74.68	77.17	75.98
Devonport City	33.33	32.22	32.74	27.68	31.81	38.96	35.53	45.65	48.40	60.58	60.81	60.70	69.90	72.53	71.26	78.46	71.93	74.68
Dorset	52.38	45.83	48.89	49.10	52.04	55.10	53.45	59.11	62.28	68.96	74.95	71.83	79.86	78.77	79.31	84.74	83.15	83.90
Flinders	n/a	n/a	57.14	66.67	62.50	71.79	67.09	68.97	79.31	74.14	72.73	84.51	77.99	89.13	93.42	88.57	97.01	92.70
George Town	63.64	58.82	60.71	38.61	38.05	42.01	40.16	51.94	53.55	60.24	63.65	61.96	71.76	75.85	73.75	80.24	78.88	79.57
Glamorgan-Spring Bay	50.00	50.00	50.00	42.75	42.27	56.35	49.07	59.75	63.49	68.25	75.97	72.07	79.95	81.14	80.56	78.93	80.98	79.90
Glenorchy City	44.15	39.61	41.91	32.08	32.58	37.08	34.89	44.71	47.63	53.63	58.17	56.02	64.73	68.81	66.90	77.43	75.07	76.07
Hobart City	35.56	34.82	35.17	26.20	27.23	33.01	30.16	42.62	43.30	55.38	56.18	55.79	63.79	65.73	64.77	73.05	68.98	70.69
Huon Valley	50.72	44.44	47.73	41.81	43.18	48.02	45.52	54.95	57.82	65.89	68.37	67.11	74.43	78.14	76.23	81.22	79.48	80.35
Kentish	27.91	47.06	38.30	33.20	42.17	49.24	45.79	47.03	49.53	57.21	63.07	59.98	73.53	75.65	74.61	82.91	80.51	81.79
King Island	72.73	66.67	70.59	50.68	54.76	66.13	59.59	69.81	72.41	75.22	89.76	82.92	84.91	83.87	84.42	91.49	89.47	90.59
Kingborough	34.02	35.38	34.70	29.75	28.12	35.44	31.92	41.08	43.50	52.26	55.77	54.10	64.61	66.83	65.73	71.42	69.46	70.35
Latrobe	45.00	38.36	41.35	33.82	35.76	41.27	38.52	46.53	49.12	52.29	56.74	54.52	66.10	70.60	68.37	74.92	71.49	73.14
Launceston City	35.75	43.60	39.75	32.46	35.79	43.04	39.46	50.42	53.22	63.96	67.35	65.72	76.15	76.68	76.42	81.77	77.99	79.55
Meander Valley	41.36	43.24	42.26	36.56	35.74	41.46	38.69	46.46	48.78	59.84	63.98	61.90	70.42	73.22	71.82	77.08	74.60	75.71
Northern Midlands	46.07	51.96	49.21	41.99	47.44	53.77	50.81	58.75	62.46	66.97	70.71	68.80	77.12	78.75	77.94	83.85	82.45	83.14
Sorell	47.83	41.82	44.89	42.78	40.30	43.09	41.71	45.30	47.89	56.75	59.48	58.16	70.73	73.45	72.00	79.70	77.93	78.79
Southern Midlands	54.00	56.86	55.45	45.29	38.60	45.98	42.54	58.49	62.14	65.25	62.38	63.89	75.50	77.61	76.45	80.25	82.34	81.33
Tasman	50.00	45.45	48.15	45.90	40.00	52.75	46.78	67.48	67.18	68.47	73.51	70.88	80.95	81.82	81.36	83.33	83.14	83.24
Waratah-Wynyard	48.12	47.66	47.89	41.60	45.66	53.86	49.96	57.81	59.10	69.06	74.34	71.76	76.51	80.84	78.69	81.62	80.60	81.07
West Coast	62.16	53.70	57.14	44.72	40.93	52.54	46.88	58.45	61.81	68.54	69.14	68.82	78.46	78.75	78.60	83.39	84.88	84.11
West Tamar	34.74	43.93	39.60	29.07	36.61	42.54	39.74	47.53	50.20	57.49	62.38	59.99	69.32	71.60	70.46	78.89	77.08	77.94
State total	39.21	40.94	40.10	32.89	35.03	40.90	38.05	47.85	50.21	58.79	61.66	60.26	70.28	72.57	71.43	78.12	75.34	76.59

n/a—not available

Statewide response rate by age group and gender

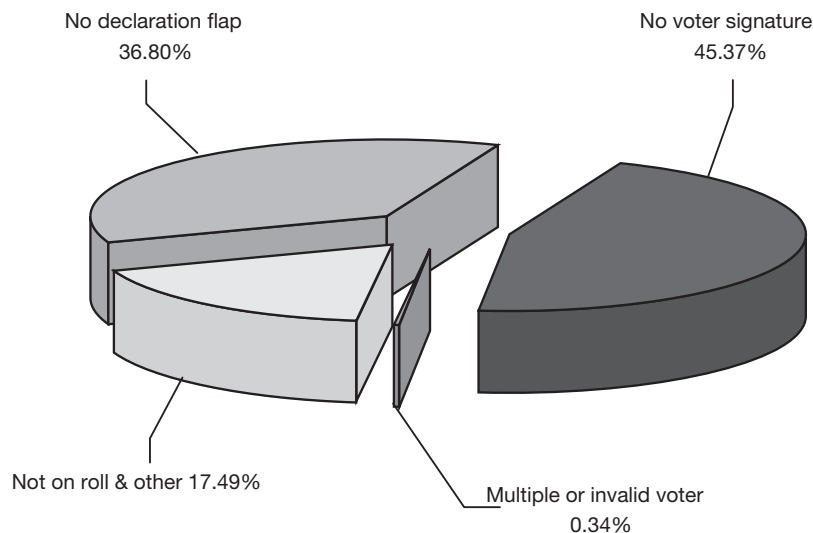


Stage 2: Validation of declaration envelopes

Council	Declarations returned	Declarations rejected	Declarations admitted	Rejection rate
Break O'Day	3 746	66	3 680	1.76%
Brighton	4 217	65	4 152	1.54%
Burnie City	8 925	118	8 807	1.32%
Central Coast	9 219	103	9 116	1.12%
Central Highlands	1 700	40	1 660	2.35%
Circular Head	3 762	55	3 707	1.46%
Clarence City	19 086	341	18 745	1.79%
Derwent Valley	3 760	39	3 721	1.04%
Devonport City	10 339	232	10 107	2.24%
Dorset	3 853	58	3 795	1.51%
Flinders	660	6	654	0.91%
George Town	3 132	52	3 080	1.66%
Glamorgan-Spring Bay	2 906	31	2 875	1.07%
Glenorchy City	17 725	189	17 536	1.07%
Hobart City	18 100	200	17 900	1.10%
Huon Valley	6 672	116	6 556	1.74%
Kentish	2 543	61	2 482	2.40%
King Island	984	28	956	2.85%
Kingborough	11 473	164	11 309	1.43%
Latrobe	3 693	62	3 631	1.68%
Launceston City	27 048	343	26 705	1.27%
Meander Valley	7 869	113	7 756	1.44%
Northern Midlands	6 030	72	5 958	1.19%
Sorell	5 022	43	4 979	0.86%
Southern Midlands	2 795	48	2 747	1.72%
Tasman	1 545	21	1 524	1.36%
Waratah-Wynyard	6 752	73	6 679	1.08%
West Coast	2 344	37	2 307	1.58%
West Tamar	8 946	151	8 795	1.69%
State total	204 846	2 927	201 919	1.43%

Break up of declarations rejected

Council	Declarations rejected	No declaration flap	No voter signature	Multiple or invalid voter	Not on the roll and other
Break O'Day	66	22	31	0	13
Brighton	65	35	24	0	6
Burnie City	118	50	68	0	0
Central Coast	103	58	45	0	0
Central Highlands	40	14	19	0	7
Circular Head	55	24	31	0	0
Clarence City	341	95	113	0	133
Derwent Valley	39	16	23	0	0
Devonport City	232	129	74	1	28
Dorset	58	23	25	0	10
Flinders	6	5	1	0	0
George Town	52	18	21	0	13
Glamorgan-Spring Bay	31	2	17	2	10
Glenorchy City	189	23	154	0	12
Hobart City	200	67	116	1	16
Huon Valley	116	40	37	0	39
Kentish	61	18	29	0	14
King Island	28	13	15	0	0
Kingborough	164	50	58	0	56
Latrobe	62	26	27	0	9
Launceston City	343	125	162	5	51
Meander Valley	113	58	47	0	8
Northern Midlands	72	37	29	1	5
Sorell	43	8	32	0	3
Southern Midlands	48	29	19	0	0
Tasman	21	7	5	0	9
Waratah-Wynyard	73	26	47	0	0
West Coast	37	18	19	0	0
West Tamar	151	41	40	0	70
State total	2 927	1 077	1 328	10	512
Percentages	100.00%	36.80%	45.37%	0.34%	17.49%



Informal ballot paper survey—councillor elections

Council	Wrong ballot paper	Identifying elector	Marks		No First Prefs	2 or more First Prefs	Not indicate required Prefs	Other Informal	Total	
			Blank	Ticks or crosses						Scribble
Break O'Day	1	0	13	3	3	5	1	25	16	67
Brighton	1	2	34	6	3	9	1	9	29	94
Burnie City	0	1	40	13	6	24	7	38	24	153
Central Coast	2	0	43	8	7	12	9	117	0	198
Central Highlands	2	0	9	0	1	1	1	7	10	31
Circular Head	0	0	11	2	3	0	0	6	12	34
Clarence City	3	0	145	13	11	23	22	256	12	485
Derwent Valley	0	0	13	6	3	5	3	7	19	56
Devonport City	2	0	83	7	3	10	5	55	102	267
Dorset	1	0	15	4	3	2	1	12	23	61
Flinders	0	0	0	0	0	0	0	0	2	2
George Town	1	0	21	1	4	19	0	2	29	77
Glamorgan-Spring Bay	1	0	5	1	0	4	2	18	31	62
Glenorchy City	5	3	180	40	16	35	19	210	54	562
Hobart City	9	1	142	23	28	13	15	250	13	494
Huon Valley	2	0	31	0	3	5	2	18	28	89
Kentish	0	0	33	5	7	2	0	1	13	61
King Island	0	0	0	0	0	0	0	1	2	3
Kingborough	3	0	116	15	2	1	14	14	165	330
Latrobe	0	0	9	5	2	0	2	9	5	32
Launceston City	6	0	116	38	18	18	16	238	192	642
Meander Valley	0	0	41	6	7	6	5	77	44	186
Northern Midlands	0	0	21	4	7	21	2	9	47	111
Sorell	0	3	20	9	8	8	1	22	8	79
Southern Midlands	0	0	13	2	3	10	1	17	0	46
Tasman	2	0	2	0	0	4	0	2	11	21
Waratah-Wynyard	0	1	44	3	6	12	0	22	48	136
West Coast	0	0	5	3	11	0	1	7	19	46
West Tamar	0	0	41	9	7	7	3	25	37	129
State total	41	11	1 246	226	172	256	133	1 474	995	4 554

Informal ballot paper survey—mayor and deputy mayor elections

Council	Wrong ballot paper	Identifying Elector	Marks							No First Preferences	2 or more first preferences	Other Informal	Total
			Blank	1 Tick	More than 1 Tick	1 Cross	More than 1 Cross	Ticks & Crosses	Scribble				
Break O'Day (M)	2	0	43	0	0	5	0	0	11	2	1	9	73
Break O'Day (DM)	2	0	44	0	1	6	2	0	6	9	0	20	90
Brighton (M)	0	3	53	2	2	4	1	0	8	1	2	26	102
Burnie City (M)	1	0	68	0	1	10	4	0	12	6	0	15	117
Burnie City (DM)	1	0	65	0	0	10	6	0	15	18	2	50	167
Central Coast (M)	3	0	98	1	0	8	2	0	13	38	5	3	171
Central Coast (DM)	3	0	95	1	0	5	3	0	10	18	4	51	190
Central Highlands (DM)	2	0	23	0	0	1	0	0	0	0	0	6	32
Circular Head (DM)	0	0	19	0	3	3	0	0	2	0	0	10	37
Clarence City (M)	4	8	169	0	2	13	4	0	21	0	2	38	261
Clarence City (DM)	4	0	134	0	2	9	1	0	15	0	1	53	219
Derwent Valley (M)	0	0	37	1	2	7	0	0	7	2	1	17	74
Derwent Valley (DM)	0	0	26	1	3	6	0	0	8	0	0	23	67
Devonport City (M)	3	0	62	0	0	5	0	0	10	0	2	22	104
Devonport City (DM)	2	0	82	0	2	5	1	0	7	1	2	24	126
Dorset (M)	1	0	26	0	0	0	1	0	4	0	0	3	35
Dorset (DM)	1	0	19	0	0	0	0	0	2	0	0	11	33
Flinders (M)	0	0	0	0	0	0	0	0	0	0	0	12	12
Flinders (DM)	0	0	0	0	0	0	0	0	0	0	0	21	21
George Town (DM)	1	0	38	0	0	0	6	0	5	4	1	36	91
Glamorgan-Spring Bay (M)	1	0	13	0	0	0	0	0	0	0	1	9	24
Glamorgan-Spring Bay (DM)	1	0	24	0	0	0	1	0	1	4	0	6	37
Glenorchy City (M)	8	3	174	1	2	12	2	0	26	3	4	41	276
Glenorchy City (DM)	4	1	123	0	13	11	4	0	15	1	2	74	248
Hobart City (LM)	10	1	94	0	1	15	0	0	19	1	3	19	163
Hobart City (DLM)	7	4	126	0	1	12	4	0	19	0	2	46	221
Huon Valley (M)	1	7	33	1	0	5	1	0	9	2	2	10	71
Huon Valley (DM)	3	2	52	0	2	4	0	0	7	4	1	28	103
Kentish (DM)	0	0	26	0	2	0	0	0	8	0	1	5	42
King Island (M)	0	0	9	0	0	0	0	0	1	0	0	2	12
Kingborough (M)	3	1	54	0	1	12	3	0	9	0	1	10	94
Kingborough (DM)	3	1	80	0	3	12	4	0	8	0	2	57	170
Launceston City (M)	6	2	153	1	7	16	1	0	27	0	9	39	261
Launceston City (DM)	6	0	170	0	7	14	2	0	26	1	4	123	353
Meander Valley (M)	0	0	90	0	4	1	2	0	6	5	0	36	144
Meander Valley (DM)	0	0	78	0	3	2	2	0	5	19	0	60	169
Northern Midlands (M)	0	0	49	0	3	3	1	0	2	0	1	29	88
Sorell (M)	0	0	81	0	0	1	3	0	9	0	1	4	99
Southern Midlands (M)	0	0	20	0	0	3	2	0	5	3	0	1	34
Tasman (M)	2	0	27	0	0	0	3	0	3	0	0	7	42
Tasman (DM)	2	0	13	0	0	0	1	0	4	2	0	5	27
Waratah-Wynyard (M)	0	0	69	0	0	5	1	0	28	0	1	28	132
Waratah-Wynyard (DM)	0	0	45	1	1	3	0	0	8	0	1	11	70
West Tamar (M)	0	0	54	0	2	4	6	0	12	4	1	26	109
West Tamar (DM)	8	0	102	1	0	2	2	0	11	15	0	17	158
State total	95	33	2 860	11	70	234	76	0	424	163	60	1 143	5 169


Stage 3: Ballot papers admitted & formality

Council	Declarations admitted	Ballot paper adjustment	Total ballot papers	Informal ballot papers	Formal ballot papers	Informality rate
Break O'Day	3 680	6	3 674	67	3 607	1.82%
— Mayor		6	3 674	73	3 601	1.99%
— Deputy Mayor		6	3 674	90	3 584	2.45%
Brighton	4 152	3	4 149	94	4 055	2.27%
— Mayor		5	4 147	102	4 045	2.46%
Burnie City	8 807	5	8 802	153	8 649	1.74%
— Mayor		5	8 802	117	8 685	1.33%
— Deputy Mayor		5	8 802	167	8 635	1.90%
Central Coast	9 116	6	9 110	198	8 912	2.17%
— Mayor		7	9 109	171	8 938	1.88%
— Deputy Mayor		7	9 109	190	8 919	2.09%
Central Highlands	1 660	21	1 639	31	1 608	1.89%
— Deputy Mayor		21	1 639	32	1 607	1.95%
Circular Head	3 707	2	3 705	34	3 671	0.92%
— Deputy Mayor		2	3 705	37	3 668	1.00%
Clarence City	18 745	23	18 722	485	18 237	2.59%
— Mayor		23	18 722	261	18 461	1.39%
— Deputy Mayor		22	18 723	219	18 504	1.17%
Derwent Valley	3 721	6	3 715	56	3 659	1.51%
— Mayor		6	3 715	74	3 641	1.99%
— Deputy Mayor		6	3 715	67	3 648	1.80%
Devonport City	10 107	8	10 099	267	9 832	2.64%
— Mayor		7	10 100	104	9 996	1.03%
— Deputy Mayor		8	10 099	126	9 973	1.25%
Dorset	3 795	1	3 794	61	3 733	1.61%
— Mayor		1	3 794	35	3 759	0.92%
— Deputy Mayor		2	3 793	33	3 760	0.87%
Flinders	654	0	654	2	652	0.31%
— Mayor		0	654	12	642	1.83%
— Deputy Mayor		0	654	21	633	3.21%
George Town	3 080	9	3 071	77	2 994	2.51%
— Deputy Mayor		9	3 071	91	2 980	2.96%
Glamorgan-Spring Bay	2 875	12	2 863	62	2 801	2.17%
— Mayor		12	2 863	24	2 839	0.84%
— Deputy Mayor		12	2 863	37	2 826	1.29%
Glenorchy City	17 536	21	17 515	562	16 953	3.21%
— Mayor		21	17 515	276	17 239	1.58%
— Deputy Mayor		24	17 512	248	17 264	1.42%

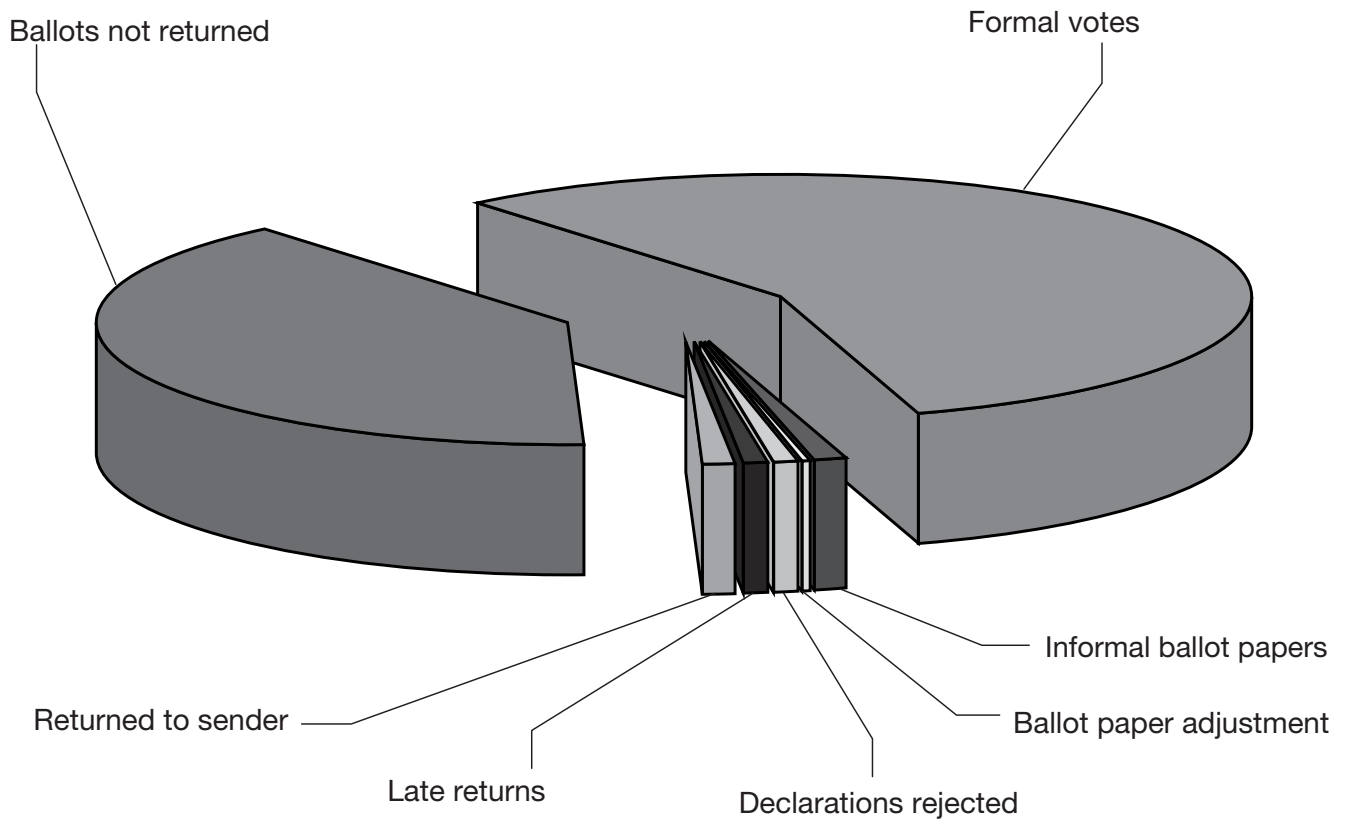
Stage 3: Ballot papers admitted & formality

Council	Declarations admitted	Ballot paper adjustment	Total ballot papers	Informal ballot papers	Formal ballot papers	Informality rate
Hobart City	17 900	38	17 862	494	17 368	2.77%
— Mayor		42	17 858	163	17 695	0.91%
— Deputy Mayor		43	17 857	221	17 636	1.24%
Huon Valley	6 556	4	6 552	89	6 463	1.36%
— Mayor		6	6 550	71	6 479	1.08%
— Deputy Mayor		4	6 552	103	6 449	1.57%
Kentish	2 482	7	2 475	61	2 414	2.46%
— Deputy Mayor		7	2 475	42	2 433	1.70%
King Island	956	0	956	3	953	0.31%
— Mayor		0	956	12	944	1.26%
Kingborough	11 309	4	11 305	330	10 975	2.92%
— Mayor		3	11 306	94	11 212	0.83%
— Deputy Mayor		4	11 305	170	11 135	1.50%
Latrobe	3 631	1	3 630	32	3 598	0.88%
Launceston City	26 705	13	26 692	642	26 050	2.41%
— Mayor		14	26 691	261	26 430	0.98%
— Deputy Mayor		17	26 688	353	26 335	1.32%
Meander Valley	7 756	6	7 750	186	7 564	2.40%
— Mayor		6	7 750	144	7 606	1.86%
— Deputy Mayor		6	7 750	169	7 581	2.18%
Northern Midlands	5 958	5	5 953	111	5 842	1.86%
— Mayor		6	5 952	88	5 864	1.48%
Sorell	4 979	4	4 975	79	4 896	1.59%
— Mayor		4	4 975	99	4 876	1.99%
Southern Midlands	2 747	3	2 744	46	2 698	1.68%
— Mayor		3	2 744	34	2 710	1.24%
Tasman	1 524	1	1 523	21	1 502	1.38%
— Mayor		1	1 523	42	1 481	2.76%
— Deputy Mayor		1	1 523	27	1 496	1.77%
Waratah-Wynyard	6 679	3	6 676	136	6 540	2.04%
— Mayor		3	6 676	132	6 544	1.98%
— Deputy Mayor		3	6 676	70	6 606	1.05%
West Coast	2 307	1	2 306	46	2 260	1.99%
West Tamar	8 795	13	8 782	129	8 653	1.47%
— Mayor		6	8 789	109	8 680	1.24%
— Deputy Mayor		6	8 789	158	8 631	1.80%
State total	201 919	628	563 532	9 723	553 809	1.73%
Councillors		226	201 693	4 554	197 139	2.26%
Mayors		187	184 865	2 498	182 367	1.35%
Deputy Mayors		215	176 974	2 671	174 303	1.51%

Break up of postal votes—councillors only



	Formal votes	Informal ballot papers	Ballot paper adjustments	Declarations rejected	Late returns	Returned to sender	Ballots not returned
Total	197 139	4 554	226	2 927	2 954	3 946	138 280
Percentage	56.32%	1.30%	0.06%	0.84%	0.84%	1.13%	39.51%



Councillors, Mayors & Deputy Mayors

As at October 2005

(Councillors are generally listed in order of election)

Break O'Day Council

Mayor

term ends 2007
SALTER, Stephen Gordon

Deputy Mayor

term ends 2007
OSBORNE, Margaret

9 Councillors

term ends 2009
SALTER, Stephen Gordon
McGIVERON, John Charles
CLEMENT, David
LEFEVRE, John
HARPER, Raoul

term ends 2007
WARREN, John
LEGGE, Robert William
OSBORNE, Margaret
CATO, Vic

Brighton Council

Mayor

term ends 2007
FOSTER, Tony

Deputy Mayor

term ends 2007
JEFFRIES, Ted

9 Councillors

term ends 2009
FOSTER, Tony
OWEN, Phil
JEFFRIES, Ted
WILLIAMS, Sonya
GRAY, Leigh

term ends 2007
CURRAN, Barbara
FITZPATRICK, Kate
GEARD, Peter John
TAYLOR, Geoff

Burnie City Council

Mayor

term ends 2007
BOYD, Alwyn

Deputy Mayor

term ends 2007
MUNRO, John D

9 Councillors (Aldermen)

term ends 2009
DOW, Anita
FRENCH, Sandra
BLIZZARD, Jan
HODGETTS, Des
RYAN, Malcolm

term ends 2007
BOYD, Alwyn
WINTER, Colin
MUNRO, John D
GREEN, Stephen

Central Coast Council

Mayor

term ends 2007
DOWNIE, Mike

Deputy Mayor

term ends 2007
ROBERTSON, Brian

12 Councillors

term ends 2009
DOWNIE, Mike
VAN ROOYEN, Tony
BONDE, Jan
COOPER, Rodney
BARKER, Warren
MCKENNA, Terry

term ends 2007
ROBERTSON, Brian
HAINES, Ken
DRY, David
EDWARDS, Jan
DEACON, John
MARSHALL, Beryl

Central Highlands Council

Mayor

term ends 2007
FLINT, Deirdre

Deputy Mayor

term ends 2007
BOWDEN, Richard

9 Councillors

term ends 2009
BOWDEN, Richard
BURKE, Lyn
MONKS, Janet
MCSHANE, Peter
EDGELL, Henry

term ends 2007
FLINT, Deirdre
DOWNIE, Andrew
HONNER, Julie
TRIFFITT, Loueen (Lou)

Circular Head Council

Mayor

term ends 2007

HINE, Ross

Deputy Mayor

term ends 2007

QUILLIAM, Daryl H

9 Councillors

term ends 2009

MURRELL, Jeanie
CHARLES, Bernard
QUILLIAM, Daryl H
WELLS, Graham

term ends 2007

HINE, Ross
WILSON, Darren F
OLDAKER, John
FLOWERS, Rodney
BERECHREE, T J

Clarence City Council

Mayor

term ends 2007

CAMPBELL, Jock

Deputy Mayor

term ends 2007

McMANUS, Martin

12 Councillors (Aldermen)

term ends 2009

CAMPBELL, Jock
CHIPMAN, Doug
McMANUS, Martin
BLOMELEY, Brendan
McFARLANE, Kay
MULDER, Tony

term ends 2007

EDWARDS, Cathy
DOUST, Doug
JAMES, Richard
PEERS, John Phillip
TRAYNOR, David
EVANS, Beverley

Derwent Valley Council

Mayor

term ends 2007

CRACKNELL, Nick

Deputy Mayor

term ends 2007

NICHOLSON, Tony

9 Councillors

term ends 2009

SHAW, Scott
NICHOLSON, Tony
PARKER, Richard
LATHEY, Barry

term ends 2007

CRACKNELL, Nick
KEMP, Leon
BROMFIELD, Judy
WILLIAMS, Ray
FARRELL, Craig

Devonport City Council

Mayor

term ends 2007

LAYCOCK, Lynn

Deputy Mayor

term ends 2007

MATTHEWS, Jeffrey Francis

12 Councillors (Aldermen)

term ends 2009

HOLLISTER, Peter Graham
COLE, Brian (Snapper)
KONETSCHNIK, Fred
MATTHEWS, Jeffrey Francis
GAVRALAS, Gabrielle (Gabe)
KENT, Graham (GB)

term ends 2007

GREEN, Robyn
BARDEN, Rodney (Jake)
WILSON, Bill
LAYCOCK, Lynn
HILL, Maurice
GOODWIN, Grant Francis

Dorset Council

Mayor

term ends 2007

PARTRIDGE, Peter W

Deputy Mayor

term ends 2007

THORNE, Yvonne R

9 Councillors

term ends 2009

HALL, Maxwell
PARTRIDGE, Peter W
THORNE, Yvonne R
McLENNAN, Roger M
MARTIN, Sheryl Yvonne

term ends 2007

ARNOLD, Steven John
WILLIAMS, John
RICE, Ron
PROBERT, Jill

Flinders Council

Mayor

term ends 2007
KLUG, Terence George

Deputy Mayor

term ends 2007
WHEATLEY, Margaret Mary

7 Councillors

term ends 2009
KLUG, Terence George
WILLIAMS, David
WHEATLEY, Margaret Mary

term ends 2007
MASON, Lynn
BLUNDSTONE, Kelly
IRELAND, Lois
MASON, Stephen

George Town Council

Mayor

term ends 2007
BURT, Douglas

Deputy Mayor

term ends 2007
TAYLOR, Andrew Charles

9 Councillors

term ends 2009
CORY, Tim
GEALE, Stephen Norman
BROOMHALL, Roger
WALLACE, Bob

term ends 2007
ARCHER, Lawrence
BARWICK, Heather J
WIDDOWSON, John
TAYLOR, Andrew
BURT, Douglas

Glamorgan-Spring Bay Council

Mayor

term ends 2007
HARRIS, Howard

Deputy Mayor

term ends 2007
CRAWFORD, Martin

9 Councillors

term ends 2009
HARRIS, Howard
JOHNSTON, Craig
WALTERS, Jim
CRAWFORD, Jenifer
FAMA, Michael

term ends 2007
ANDERSEN, Nick
BAILEY, Vernon
CRAWFORD, Martin
CADART, Bertrand

Glenorchy City Council

Mayor

term ends 2007
TAYLOR, Adriana

Deputy Mayor

term ends 2007
MANSON, Jim

12 Councillors (Aldermen)

term ends 2009
SLADE, Stuart
MANSON, Jim
MAV, Steve
RIDLER, Peter
GUY, Mary
PEARCE, David

term ends 2007
MARTIN, Terry
LUCAS, Christine
TAYLOR, Adriana
NIELSEN, Haydyn
JONES, Nigel John
SLADE, Ben

Hobart City Council

Lord Mayor

term ends 2007
VALENTINE, Rob

Deputy Lord Mayor

term ends 2007
RUZICKA, Eva

12 Councillors (Aldermen)

term ends 2009
VALENTINE, Rob
BURNET, Helen
SEXTON, Peter
FREEMAN, John
ZUCCO, Marti
HAIGH, Darlene

term ends 2007
RUZICKA, Eva
ARCHER, Lyn
HAYES, Eric
BRISCOE, Jeff
CHRISTIE, Ron
COCKER, Philip

Huon Valley Council

Mayor

term ends 2007
ARMSTRONG, Robert

Deputy Mayor

term ends 2007
DILLON, Laurie

9 Councillors

term ends 2009
DILLON, Laurie
WILSON, Mike
RICHARDSON, Tony
HERON, Bruce
DUGGAN, Tony

term ends 2007
ARMSTRONG, Robert
SMITH, Liz
DOYLE, Gary
PAUL, Ian

Kentish Council

Mayor

term ends 2007
BRAID, Ian

Deputy Mayor

term ends 2007
SHERRIFF, Wayne

9 Councillors

term ends 2009
JORDAN, Des
MUIR, Tony
DEVERELL, John
BURROWS, Henry

term ends 2007
BRAID, Ian
HABERLE, Michael
LAMBERT, Kathryn
SHERRIFF, Wayne
THWAITES, Don

King Island Council

Mayor

term ends 2007
ARNOLD, Charles Stuart

Deputy Mayor

term ends 2007
BARRATT, Greg

9 Councillors

term ends 2009
ARNOLD, Charles Stuart
BREWSTER, David
McFIE, Duncan
BARRATT, Greg
PHILBEY, Vernon

term ends 2007
GRAHAM, Neil
GRAHAM, Stephanie
BREWSTER, John H
CONLEY, Royce

Kingborough Council

Mayor

term ends 2007
BURY, Graham

Deputy Mayor

term ends 2007
GRACE, David

12 Councillors

term ends 2009
BURY, Graham
WASS, Steve
GRACE, David
CHATTERTON, Paul
HIGGINS, Michele
LINDSAY, Helen

term ends 2007
HAZELL, Donald
FOX, Flora
BUSH, Julian
BUCHAN, Fiona
McGINNISS, Roger
SOMMERVILLE, Donna

Latrobe Council

Mayor

term ends 2007
GAFFNEY, Michael

Deputy Mayor

term ends 2007
ROCKLIFF, Rick

9 Councillors

term ends 2009
BEVERIDGE, Rob
McLAREN, Mike
DICK, Stephen
DARBYSHIRE, Pat

term ends 2007
GAFFNEY, Mike
ROCKLIFF, Rick
SIMS, Garry
PARKER, Dudley
PERKINS, John

Launceston City Council

Mayor

term ends 2007

DEAN, Ivan

Deputy Mayor

term ends 2007

CAMPBELL, Jodie

12 Councillors (Aldermen)

term ends 2009

DICKENSON, Janie

VAN ZETTEN, Albert

McKENDRICK, Robin

ARMITAGE, Rosemary

SANDS, Ted

BEAMS, Graeme

term ends 2007

DEAN, Ivan

WADDLE, Annette

CAMPBELL, Jodie

PECK, Tony

SMART, Margot

NOTT, Frank

Meander Valley Council

Mayor

term ends 2007

SHELTON, Mark

Deputy Mayor

term ends 2007

LOONE, Bob

9 Councillors

term ends 2009

LOONE, Bob

JOHNSTONE, Ray

RICHARDSON, Bob

FROST, Pat

KELLY, Michael

term ends 2007

SHELTON, Mark

DORNAUF, Jenny

FELLOWS, Geoff

JONES, Lester

Northern Midlands Council

Mayor

term ends 2007

POLLEY, Kim

Deputy Mayor

term ends 2007

McSHANE, Don

9 Councillors

term ends 2009

DOWNIE, David

CARINS, Jeff

POLLEY, Tim

BROOKS, Matthew

GONINON, Ian

term ends 2007

POLLEY, Kim

McSHANE, Don

ANDERSON, Russell

DOWLING, Tru

Sorell Council

Mayor

term ends 2007

TORENIUS, Carmel

Deputy Mayor

term ends 2007

EVANS, Graeme

9 Councillors

term ends 2009

TORENIUS, Carmel

PURDON, Mike

DEGRASSI, Kerry

RHEINBERGER, Jack

term ends 2007

EVANS, Graeme

CURTAIN, Barry

McDERMOTT, Tony

PRIOR, Sharon

WARD, Keith

Southern Midlands Council

Mayor

term ends 2007

BISDEE, Tony

Deputy Mayor

term ends 2007

SCOTT, Helen

9 Councillors

term ends 2009

BISDEE, Tony

JONES, John

GREEN, Alex

CONNORS, Marie

THOMPSON, Delia

term ends 2007

BEVEN, Colin

SCOTT, Helen

FISH, Donald

GEARD, Stephen

Tasman Council

Mayor

term ends 2007

SELF, Roger John

Deputy Mayor

term ends 2007

ALEXANDER, Gary

9 Councillors

term ends 2009

BARWICK, Jan Elizabeth

SELF, Roger John

HEYWARD, Roseanne

WIGGINS, Bruce

term ends 2007

WILSON, Peter John

FAZACKERLEY, Joan

ALEXANDER, Gary

NOYE, Audrey

BRIGGS, Allen Lloyd

Waratah-Wynyard Council

Mayor

term ends 2007

HYLAND, Kevin

Deputy Mayor

term ends 2007

FAIRBROTHER, Darren

10 Councillors

term ends 2009

WALSH, Robert (Robby)

FENTON, Malcolm

FAIRBROTHER, Darren

MOORE, David

DUNIAM, Mary

term ends 2007

CHALK, Roger G

HYLAND, Kevin

BRAMICH, Gary

FRIEDERSDORFF, Alwyn

RANSLEY, A Francis

West Coast Council

Mayor

term ends 2007

GERRITY, Darryl

Deputy Mayor

term ends 2007

DRAKE, Anne

9 Councillors

term ends 2009

DRAKE, Anne

REID, Peter

VICKERS, Ted

EL-SAÏD, Mo

GERRITY, Robyn

term ends 2007

GERRITY, Darryl

McGUSHIN, Gerry

MEDWIN, Alwyn Robert

STEBBINGS, Glenda

West Tamar Council

Mayor

term ends 2007

EASTHER, Barry Maxwell

Deputy Mayor

term ends 2007

BURR, Max

9 Councillors

term ends 2009

KEARNEY, Peter

ALLEN, Joy

BURR, Max

DODDY, Peter

term ends 2007

EASTHER, Barry Maxwell

ROACH, Trevor William

WALTERS, Smokey

LAMBERT, Vivienne

ROCHESTER, Les

Casual Vacancies

between the 2002 & 2005 elections

Recounts to fill casual vacancies between 2002 & 2005 elections

Recount date	Councillor vacating office	Councillor elected
Brighton Council		
14 July 2003	Matt DePaoli	Wayne Garlick
9 January 2004	Cris Fitzpatrick (deceased)	*Frances Mowling
Central Coast Council		
1 December 2003	Julie Smith	Lionel Bonde
Central Highlands Council		
17 March 2004	Nigel Tomlin	*Terry Smithurst
Circular Head Council		
16 December 2003	James Smith	*Michael Weldon
Clarence City Council		
3 November 2004	Bill Ryan	David Jackson
10 March 2005	Deidre Wilson	Kay McFarlane
Devonport City Council		
5 February 2003	Kerry Berwick (deceased)	RJ (Bob) Marshall
Dorset Council		
8 October 2004	Tania Rattray-Wagner	Jill Probert
Glamorgan-Spring Bay Council		
14 October 2004	Richard Parker	Geoff Whitton
1 November 2004	Russell Clark	*Bridgette MacKenzie
Hobart City Council		
10 March 2005	Mat Hines	Helen Burnet
Kingborough Council		
11 August 2003	Simon Baptist	Greg Whitten
13 October 2004	Noel Bowman	Derek Smith
Latrobe Council		
2 March 2004	Des Thorne (deceased)	*Pat Darbyshire
Meander Valley Council		
16 November 2004	Michael Ferguson	Peter Fleming
Northern Midlands Council		
1 November 2004	David Chugg (deceased)	Ian Goninon
Tasman Council		
20 December 2004	Dennis Mansfield	*Allen Briggs
Waratah-Wynyard Council		
27 April 2004	Dorothy Calvert	Colleen Dibley

* denotes elected unopposed

By-elections to fill casual vacancies between 2002 & 2005 elections

Close of ballot	Mayor vacating office	Replacement
Flinders Council		
17 June 2003	Helen Cooper	Terence Klug
Latrobe Council		
18 March 2003	Bert Campbell (deceased)	Mike Gaffney

Close of ballot	Councillor vacating office	Replacement
Flinders Council		
17 June 2003	Helen Cooper	Lois Ireland
Latrobe Council		
18 March 2003	Bert Campbell (deceased)	Mike McLaren

Resignations within 6 months prior to 2005 elections

Resignation date	Councillor vacating office
Brighton Council	
17 June 2005	Frances Mowling
Central Highlands Council	
1 September 2005	David Gudde
Dorset Council	
15 August 2005	John Carswell
Flinders Council	
8 September 2005	Fred Doble
Glamorgan-Spring Bay Council	
12 August 2005	Cheryl Arnol
Tasman Council	
18 July 2005	Kelly Spaulding
5 September 2005	Guy Dobner
West Tamar Council	
30 June 2005	Steve Beams

Electoral Polls

since the 2002 election



2005 LOCAL GOVERNMENT ELECTIONS

Waratah-Wynyard Council

Result of Elector Poll

A poll was conducted for the Waratah-Wynyard Council in conjunction with the 2005 elections. Electors were asked this question—

Do you support changing the name of the Waratah-Wynyard Council and municipal area to the Table Cape Council and municipal area?

Votes received were as follows:

Yes	1 180	17.99%
No	5 379	82.01%
Informal Ballot Papers	117	
Total	6 676	



2005 LOCAL GOVERNMENT ELECTIONS

West Tamar Council

Result of Elector Poll

A poll was conducted for the West Tamar Council in conjunction with the 2005 elections. Electors were asked this question—

Do you agree with the proposed pulp mill
being located in the Tamar Valley?

Votes received were as follows:

Yes	3 782	44.05%
No	4 804	55.95%
Informal Ballot Papers	200	
Total	8 786	


Examples of items in a postal ballot pack


Sorting marks

Your council vote counts. Delivery Address:
Locked Bag 107
HOBART TAS 7001

2005 LOCAL GOVERNMENT ELECTIONS

No stamp required
if posted in Australia




 The Returning Officer
 Brighton Council Election
 Tasmanian Electoral Commission
 Reply Paid 83031
 HOBART TAS 7001

Reply Paid envelope

Ballot Paper Envelope

Sign the voter's declaration on the flap below and leave it attached—or your vote will not be counted.

Perforations

VOTER'S DECLARATION

I am the voter named on this envelope.
I voted on the ballot paper in this envelope.

Sign here...

← Have you changed your name or address?
Please write your new details here.

Ballot paper envelope (front)

Ballot Paper Envelope

- After you've voted, put your ballot paper into this envelope and seal it.
- Sign the declaration flap on the other side and leave it attached.
The Returning Officer will remove it before opening the envelope.
- Put this envelope into the Reply Paid Envelope and post it straight away.

For your information...

This ballot paper envelope has been specially designed to ensure the secrecy of your vote.

All returned envelopes are kept unopened under tight security until they are checked for validity.

After the close of the poll and all the sealed envelopes have been verified, the flaps showing each elector's personal details and signatures are removed by the Returning Officer, in the presence of witnesses, *before* the envelopes are opened.

Still in the presence of witnesses, the separated and now quite anonymous envelopes are opened in large random batches *before* the unidentified ballot papers are finally removed for examination and counting.

Ballot paper envelope (back)



Voting instructions & candidate statements

There are 3 elections being held for Brighton Council.

- 5 Councillors—8 candidates
- Mayor—2 candidates
- Deputy Mayor—1 candidate (no ballot required)

Your postal ballot pack also contains—

- 2 ballot papers on one fold-out sheet
- a ballot paper envelope—to be signed
- a reply paid envelope

**Your vote must be received by
10 am on Tuesday 25 October 2005**

Your council vote counts.

2005 LOCAL GOVERNMENT ELECTIONS

Voting instructions

Follow these five easy steps...

STEP ONE Consider your vote

The candidates have provided statements for your information. They are printed in alphabetical order in this brochure. Please note that the names on the ballot papers may not be in the same order.

Get to know the candidates before you vote.

STEP TWO Cast your vote

When you have decided how you wish to vote, number all the boxes on each ballot paper from 1 onwards in the order of your choice.

STEP THREE Make your vote secret

Put your completed ballot papers in the ballot paper envelope and seal it securely.

STEP FOUR Validate your vote

Sign your ballot paper envelope.

Your vote won't be counted if you don't sign this envelope.

Then put your ballot paper envelope in the reply paid envelope and seal it.

STEP FIVE Post your vote

Post your reply paid envelope straight away. No stamp is needed.

**Don't delay—
late votes won't be counted!**

Queries? Call 1800 801 701

BALLOT PAPER

TASMANIA

BRIGHTON COUNCIL

ELECTION OF 5 COUNCILLORS

*Number the boxes from 1 to 8
in order of your choice*

GARLICK Wayne

NASERS Gary

WILLIAMS Sonya

BRODERICK Wendy

OWEN Phil

FOSTER Tony

GRAY Leigh

JEFFRIES Ted

Number at least 5 boxes to make your vote count

BALLOT PAPER

R1

TASMANIA

BRIGHTON COUNCIL

ELECTION OF MAYOR

*Number the boxes 1 and 2
in order of your choice*

OWEN Phil

FOSTER Tony

Number at least 1 box to make your vote count

Examples of print advertising

Notice of election

Break O'Day Council

Vacancies 5 Councillors, Mayor & Deputy Mayor
Returning Officer Mr Davin Foulkes
 Australian Electoral Commission
 87 George Street (PO Box 123) Launceston 7250
 Phone 6334 2600 Fax 6334 2725
Electoral Officer Ms Marissa Southwell, Break O'Day Council, Georges Bay Esplanade St Helens

Brighton Council

Vacancies 5 Councillors, Mayor & Deputy Mayor
Returning Officer Mr Damian Read
 Australian Electoral Commission
 2nd floor AMP Building 86 Collins Street
 (GPO Box 1335) Hobart 7001
 Phone 6235 0552 Fax 6234 8227
Electoral Officer Ms Janine Banks, Brighton Council, Tivoli Road Gagebrook

Burnie City Council

Vacancies 5 Councillors (Aldermen), Mayor & Deputy Mayor
Returning Officer Mr David Molnar
 Australian Electoral Commission
 1st floor Harris Building 49 Cattle Street
 (PO Box 468) Burnie 7320
 Phone 6431 6188 Fax 6431 2457
Electoral Officer Mr Michael Wells, Burnie City Council, 80 Wilson Street Burnie

Central Coast Council

Vacancies 7 Councillors*, Mayor & Deputy Mayor
Returning Officer Mr David Molnar
 Australian Electoral Commission
 1st floor Harris Building 49 Cattle Street
 (PO Box 468) Burnie 7320
 Phone 6431 6188 Fax 6431 2457
Electoral Officer Ms Sandra Aytton, Central Coast Council, 19 King Edward Street Ulverstone

Central Highlands Council

Vacancies 6 Councillors*, Mayor & Deputy Mayor
Returning Officer Mr Damian Read
 Australian Electoral Commission
 2nd floor AMP Building 86 Collins Street
 (GPO Box 1335) Hobart 7001
 Phone 6235 0552 Fax 6234 8227
Electoral Officer Mrs Lyn Eyles, Central Highlands Council, Tarleton Street Hamilton

Circular Head Council

Vacancies 5 Councillors*, Mayor & Deputy Mayor
Returning Officer Mr David Molnar
 Australian Electoral Commission
 1st floor Harris Building 49 Cattle Street
 (GPO Box 468) Burnie 7320
 Phone 6431 6188 Fax 6431 2457
Electoral Officer Mr Tony Smart, Circular Head Council, 33 Goldie Street Smithton

Clarence City Council

Vacancies 7 Councillors* (Aldermen), Mayor & Deputy Mayor
Returning Officer Ms Maree Ward
 Australian Electoral Commission
 2nd floor AMP Building 86 Collins Street
 (GPO Box 1335) Hobart 7001
 Phone 6235 0562 Fax 6231 3575
Electoral Officer Mr Alex van der Hek, Clarence City Council, 38 Bligh Street Rosny Park

Derwent Valley Council

Vacancies 4 Councillors, Mayor & Deputy Mayor
Returning Officer Mr Damian Read
 Australian Electoral Commission
 2nd floor AMP Building 86 Collins Street
 (GPO Box 1335) Hobart 7001
 Phone 6235 0552 Fax 6234 8227
Electoral Officer Mr Robert McCrossen, Derwent Valley Council, Circle Street New Norfolk

Devonport City Council

Vacancies 6 Councillors (Aldermen), Mayor & Deputy Mayor
Returning Officer Mr Davin Foulkes
 until 10 am on 25 October 2005
 Miss Electra Pappas from 10 am on 25 October 2005
 Australian Electoral Commission
 87 George Street (PO Box 123) Launceston 7250
 Phone 6334 2600 Fax 6334 2725
Electoral Officer Mr Fabio Pizzirani, Devonport City Council, 44-48 Best Street Devonport

Dorset Council

Vacancies 7 Councillors*, Mayor & Deputy Mayor
Returning Officer Mrs Suzie Rogers
 Australian Electoral Commission
 87 George Street (PO Box 712) Launceston 7250
 Phone 6331 6226 Fax 6334 2725
Electoral Officer Mr John Martin, Dorset Council, 3 Ellenor Street Scottsdale

Elections will be held to fill vacancies in all 29 municipal areas as shown in this notice.

Councils will have vacancies for these their councillor positions. Some Councils also have casual vacancies to be filled at these elections. These are indicated as follows:

*includes 1 casual vacancy ** includes 2 casual vacancies.

Candidate names will be rotated on all ballot papers. Draws will determine the order of the first rotation.

ELECTION TIMETABLE

Nominations open	9 am Monday 12 September 2005
Electoral roll closes	6 pm Thursday 15 September 2005
Nominations close	12 noon Monday 26 September 2005
Nominations announced & draws conducted ...	12 noon Tuesday 27 September 2005
Ballot papers delivered by post	from Tuesday 11 to Friday 14 October 2005
Close of poll	10 am Tuesday 25 October 2005

NOMINATIONS

Nominations are invited and must be lodged, posted or faxed to the Returning Officer or the Electoral Officer specified for that Council so as to be received by 12 noon on Monday 26 September 2005.

Nomination forms, together with 'Information for Candidates' booklets, are available from any council or electoral office.

Candidate statements – As part of the nomination form, candidates may provide a statement of up to 150 words of biographical and other information to accompany the ballot papers sent to electors.

ENROLMENT

If you are currently on the State electoral roll you are automatically on the Local Government roll.

If you are eligible to be on the State roll but are not correctly enrolled at present, you can get an enrolment form from any post office or electoral office – or have one sent to you by phoning 1800 801 701.

What if I have a shack or a shop – or if I'm not an Australian citizen?

You are also eligible to be on the Local Government roll if:

- you own or occupy land in a municipal area but you are not eligible to be on the State roll for that area.
- you are the nominated representative of a corporate body which owns or occupies land in the municipal area.

To enrol under these special provisions you need to obtain a copy of the appropriate enrolment form from your local council or any electoral office.

Flinders Council

Vacancies 4 Councillors*, Mayor & Deputy Mayor
Returning Officer Mr John Vucic
Electoral Officer Mrs Valerie Brander, Flinders Council, Davies Street Whitemark (PO Box 40)
 Flinders Island 7255
 Phone 6359 2131 Fax 6359 2211

George Town Council

Vacancies 4 Councillors, Mayor & Deputy Mayor
Returning Officer Mrs Suzie Rogers
 Australian Electoral Commission
 87 George Street (PO Box 712) Launceston 7250
 Phone 6331 6226 Fax 6334 2725
Electoral Officer Ms Ngaire McCrindle, George Town Council, 16-18 Anne Street George Town

Glamorgan-Spring Bay Council

Vacancies 6 Councillors*, Mayor & Deputy Mayor
Returning Officer Mr Ron Mann
 Australian Electoral Commission
 2nd floor AMP Building 86 Collins Street
 (GPO Box 1098) Hobart 7001
 Phone 6235 0520 Fax 6234 9538
Electoral Officer Mrs Lorna Turvey, Glamorgan-Spring Bay Council, Vicary Street Tnabunna

Glenorchy City Council

Vacancies 6 Councillors (Aldermen), Mayor & Deputy Mayor
Returning Officer Mr Ron Mann
 Australian Electoral Commission
 2nd floor AMP Building 86 Collins Street
 (GPO Box 1098) Hobart 7001
 Phone 6235 0520 Fax 6234 9538
Electoral Officer Mr Trevor Jones, Glenorchy City Council, 374 Main Road Glenorchy

Hobart City Council

Vacancies 7 Councillors* (Aldermen) Lord Mayor & Deputy Lord Mayor
Returning Officer Mr Damian Read
 Australian Electoral Commission
 2nd floor AMP Building 86 Collins Street
 (GPO Box 1335) Hobart 7001
 Phone 6235 0552 Fax 6234 8227
Electoral Officers Mr John Warner and Mr Nicholas Heath, Hobart City Council, Town Hall Macquarie Street Hobart

Huon Valley Council

Vacancies 5 Councillors, Mayor & Deputy Mayor
Returning Officer Ms Maree Ward
 Australian Electoral Commission
 2nd floor AMP Building 86 Collins Street
 (GPO Box 1556) Hobart 7001
 Phone 6235 0562 Fax 6231 3575
Electoral Officer Mr Matthew Grimsey, Huon Valley Council, 40 Main Street Huonville

Kentish Council

Vacancies 4 Councillors, Mayor & Deputy Mayor
Returning Officer Mr Davin Foulkes
 Australian Electoral Commission
 87 George Street (PO Box 123) Launceston 7250
 Phone 6334 2600 Fax 6334 2725
Electoral Officer Mr Tony Bickford, Kentish Council, Main Street Sheffield

Kingborough Council

Vacancies 7 Councillors*, Mayor & Deputy Mayor
Returning Officer Ms Maree Ward
 Australian Electoral Commission
 2nd floor AMP Building 86 Collins Street
 (GPO Box 1556) Hobart 7001
 Phone 6235 0562 Fax 6231 3575
Electoral Officer Mr Rod Palethorpe, Kingborough Council, 15 Channel Highway Kingston

King Island Council

Vacancies 5 Councillors, Mayor & Deputy Mayor
Returning Officer Mr David Molnar
 Australian Electoral Commission
 1st floor Harris Building 49 Cattle Street
 (PO Box 468) Burnie 7320
 Phone 6431 6188 Fax 6431 2457
Electoral Officer Mr David Lindsay, King Island Council, George Street Currie King Island

Latrobe Council

Vacancies 4 Councillors, Mayor & Deputy Mayor
Returning Officer Mr Davin Foulkes
 until 10 am on 25 October 2005
 Miss Electra Pappas from 10 am on 25 October 2005
 Australian Electoral Commission
 87 George Street (PO Box 123) Launceston 7250
 Phone 6334 2600 Fax 6334 2725
Electoral Officer Ms Jan Feby, Latrobe Council, 170 Gilbert Street Latrobe

Launceston City Council

Vacancies 6 Councillors (Aldermen), Mayor & Deputy Mayor
Returning Officer Mrs Suzie Rogers
 Australian Electoral Commission
 87 George Street (PO Box 712) Launceston 7250
 Phone 6331 6226 Fax 6334 2725
Electoral Officer Mr Martin Reynolds, Launceston City Council, Town Hall St John Street Launceston

Meander Valley Council

Vacancies 6 Councillors*, Mayor & Deputy Mayor
Returning Officer Mr Davin Foulkes
 Australian Electoral Commission
 87 George Street (PO Box 123) Launceston 7250
 Phone 6334 2600 Fax 6334 2725
Electoral Officer Mr David Pyke, Meander Valley Council, 26 Lyall Street Westbury

Northern Midlands Council

Vacancies 5 Councillors, Mayor & Deputy Mayor
Returning Officer Mr Davin Foulkes
 Australian Electoral Commission
 87 George Street (PO Box 123) Launceston 7250
 Phone 6334 2600 Fax 6334 2725
Electoral Officer Mr Lindsay Harwood, Northern Midlands Council, 13 Smith Street Longford

Sorell Council

Vacancies 4 Councillors, Mayor & Deputy Mayor
Returning Officer Mr Ron Mann
 Australian Electoral Commission
 2nd floor AMP Building 86 Collins Street
 (GPO Box 1098) Hobart 7001
 Phone 6235 0520 Fax 6234 9538
Electoral Officer Miss Belinda Adams, Sorell Council, 12 Somerville Street Sorell

Southern Midlands Council

Vacancies 5 Councillors, Mayor & Deputy Mayor
Returning Officer Mr Damian Read
 Australian Electoral Commission
 2nd floor AMP Building 86 Collins Street
 (GPO Box 1335) Hobart 7001
 Phone 6235 0552 Fax 6234 8227
Electoral Officers Mrs Melinda Foster and Miss Susan Porter, Southern Midlands Council, 71 High Street Oatlands

Tasman Council

Vacancies 6 Councillors**, Mayor & Deputy Mayor
Returning Officer Ms Maree Ward
 Australian Electoral Commission
 2nd floor AMP Building 86 Collins Street
 (GPO Box 1556) Hobart 7001
 Phone 6235 0562 Fax 6231 3575
Electoral Officer Ms Leanne McLaren, Tasman Council, Main Road Nubeena

Waratah-Wynyard Council

Vacancies 5 Councillors, Mayor & Deputy Mayor
Electoral Poll An electoral poll will be conducted in conjunction with this election. Electors will be asked to answer 'yes' or 'no' to the following question: *Do you support changing the name of the Waratah-Wynyard Council and municipal area to the Table Cape Council and municipal area?*
Returning Officer Mr David Molnar
 Australian Electoral Commission
 1st floor Harris Building 49 Cattle Street
 (PO Box 468) Burnie 7320
 Phone 6431 6188 Fax 6431 2457
Electoral Officer Mr Bruce Corbett, Waratah-Wynyard Council, 21 Saunders Street Wynyard

West Coast Council

Vacancies 5 Councillors, Mayor & Deputy Mayor
Returning Officer Mr David Molnar
 Australian Electoral Commission
 1st floor Harris Building 49 Cattle Street
 (PO Box 468) Burnie 7320
 Phone 6431 6188 Fax 6431 2457
Electoral Officer Mrs Denise Moore, West Coast Council, 100 Main Street Zeehan

West Tamar Council

Vacancies 5 Councillors*, Mayor & Deputy Mayor
Electoral Poll An electoral poll will be conducted in conjunction with this election. Electors will be asked to answer 'yes' or 'no' to the following question: *Do you agree with the proposed pulp mill being located in the Tamar Valley?*
Returning Officer Mrs Suzie Rogers
 Australian Electoral Commission
 87 George Street (PO Box 712) Launceston 7250
 Phone 6331 6226 Fax 6334 2725
Electoral Officer Ms Karen Smith, West Tamar Council, West Street Beaconsfield

Your council vote counts.

2005 LOCAL GOVERNMENT ELECTIONS

Bruce Taylor *ELECTORAL COMMISSIONER* 10 September 2005

Level 2 Telstra Centre 70 Collins Street (GPO Box 300) Hobart Tasmania 7001 Call 1800 801 701 or (03) 6233 2000
 Fax (03) 6224 0217 ballot.box@electoral.tas.gov.au Visit us at www.electoral.tas.gov.au



Roll?



All municipal areas are having Local Government elections in 2005. A list of all vacancies will appear in this newspaper on Saturday 10 September, together with a call for nominations which will be open from 12 September to 12 noon on 26 September. All eligible electors will receive a Postal Ballot Pack in their letterbox between 11 October and 14 October.

ENROLMENT CLOSES at 6pm, Thursday 15 September 2005.

If you're currently on the State electoral roll you'll be automatically on the Local Government roll.

If you're eligible to be on the State roll but are not correctly enrolled at present, you can get an enrolment form from any post office or electoral office, or have one sent to you by ringing 1800 801 701.

What if I've got a shack or a shop – or if I'm not an Australian citizen?

You are also eligible to enrol when you own or occupy land in the municipal area, or are enrolled as the nominated representative of a corporate body which occupies or owns land in the area, even if you are not eligible to be on the State roll for that area.

To enrol under these special provisions you need to obtain a copy of the appropriate enrolment form from your local Council or any electoral office.

QUERIES? If you have any queries about these elections, please contact your local Council or the Tasmanian Electoral Commission – simply call 1800 801 701 and we'll be pleased to help you. It's easy to vote in the Local Government elections.

Your council vote counts.

2005 LOCAL GOVERNMENT ELECTIONS

Level 2 Telstra Centre 70 Collins St (GPO Box 300) Hobart Tas 7001 Phone 1800 801 701 or (03) 6233 2000 Fax (03) 6224 0217 ballot.box@electoral.tas.gov.au www.electoral.tas.gov.au



Tasmanian
Electoral Commission

Candidate nominations close Monday

Nominations are invited for elections being held in 29 municipal areas, as detailed in the Notice of Election which appeared in this paper on Saturday 10 September.

**Nominations must be received
by 12 noon Monday 26 September**

The announcement of candidates nominated and the draw for ballot paper positions will be held at noon on the day after nominations close.

Voting is by post

Electoral rolls have closed. All electors will automatically receive a postal ballot pack in their letter box from Tuesday 11 to Friday 14 October. They should vote and return it straight away. It won't even cost a stamp.

Queries?

If you have any queries about these elections, please contact your local council or the Tasmanian Electoral Office – call 1800 801 701.

We'll be pleased to help you. It's easy to vote in the Local Government Elections.

Your council vote counts.

2005 LOCAL GOVERNMENT ELECTIONS

Level 2 Telstra Centre 70 Collins Street
(GPO Box 300) Hobart Tasmania 7001
Phone 6233 2000 or 1800 801 701 Fax 6224 0217
ballot.box@electoral.tas.gov.au
Visit us at www.electoral.tas.gov.au

★ 5789

The candidates.



Let's walk you through how it works. Elections are being held to fill vacancies in 29 municipal areas, as shown in this notice. Councils have vacancies for half their councillor positions. Where councils also have casual vacancies to be filled at these elections, each additional vacancy is indicated by an asterisk(*). 'No ballot required' is shown where the number of candidates is equal to the number of vacancies.

Candidates for each council are listed in alphabetical order in this notice. Candidate names on ballot papers may not be in this order.

Names will be rotated for all positions on the ballot papers. Draws have determined the order of names on the first rotation of ballot papers.

Note: If a candidate for mayor or deputy mayor is also contesting a councillor position at these elections, he or she may not accept the position of mayor or deputy mayor unless also elected as a councillor.

Break O'Day Council

Enrolment – 5 085

- 5 Councillors** – 18 candidates
- ANDREWS, Gloria St Helens
 - BRIGINSHAW, John E Binalong Bay
 - CLEMENT, David St Marys
 - CRAWFORD, Stella St Helens
 - HARPER, Raoul Binalong Bay
 - HOLDER, Henry Burbury Fingal
 - KOHL, Kelvin Pyengana
 - LEFEVRE, John St Helens
 - McGIVERN, John Charles St Marys
 - MACKEEN, Christina Scamander
 - NICHOLS, Peter John Binalong Bay
 - PAULSEN, Peter Binalong Bay
 - SALTER, Stephen Gordon St Marys
 - TAYLOR, Margaret St Helens
 - TONER, Anne Elizabeth Scamander
 - WESTON, Jeff St Helens
 - WEYER, Janet Binalong Bay
 - WHITE, Charlotte St Helens

- Mayor** – 2 candidates
- LEGG, Robert St Marys
 - SALTER, Stephen Gordon St Marys

- Deputy Mayor** – 2 candidates
- LEFEVRE, John St Helens
 - OSBORNE, Margaret St Helens

Returning Officer Mr Davin Foulkes
Australian Electoral Commission
87 George Street (PO Box 123) Launceston 7250
Phone 6334 2600 Fax 6334 2725

Issuing place
Break O'Day Council Offices
Georges Bay Esplanade St Helens

Brighton Council

Enrolment – 8 722

- 5 Councillors** – 8 candidates
- BRODERICK, Wendy Bridgewater
 - FOSTER, Tony Pontville
 - GARLICK, Wayne Bridgewater
 - GRAY, Leigh Brighton
 - JEFFRIES, Ted Brighton
 - NASERS, Gary Gagebrook
 - OWEN, Phil Old Beach
 - WILLIAMS, Sonya Gagebrook

- Mayor** – 2 candidates
- FOSTER, Tony Pontville
 - OWEN, Phil Old Beach

- Deputy Mayor** – 1 candidate – no ballot required
- JEFFRIES, Ted Brighton

Returning Officer Mr Damian Read
Australian Electoral Commission
2nd floor AMP Building
86 Collins Street (GPO Box 1335) Hobart 7001
Phone 6235 0552 Fax 6234 8227

Issuing place
Brighton Council Offices
Tivoli Road Gagebrook

Burnie City Council

Enrolment – 13 829

- 5 Councillors (Aldermen)** – 13 candidates
- ALTIMIRA, Jim Natone
 - BENTLEY, Robert Burnie
 - BLIZZARD, Jan Upper Burnie
 - BURCH, Nigel Burnie
 - DOW, Anita Montello
 - EDNEY, Darrell Upper Burnie
 - ELPHINSTONE, Ross Lyon Natone
 - FRENCH, Sandra Burnie
 - HODGETTS, Des Burnie
 - JORDAN, Scott Burnie
 - MILNER, Ross Burnie
 - RYAN, Malcolm Burnie
 - SAMEC, Sam Ocean Vista

- Mayor** – 2 candidates
- BOYD, Alwyn Burnie
 - FRENCH, Sandra Burnie

- Deputy Mayor** – 2 candidates
- ALTIMIRA, Jim Natone
 - MUNRO, John D Park Grove

Returning Officer Mr David Molnar
Australian Electoral Commission
1st floor Harris Building
49 Cattle Street (PO Box 468) Burnie 7320
Phone 6431 6188 Fax 6431 2457

Issuing place
Burnie City Council Offices
80 Wilson Street Burnie

Central Coast Council

Enrolment – 15 572

- 7 Councillors*** – 14 candidates
- BARKER, Warren Penguin
 - BONDE, Jan Ulverstone
 - BONDE, Lionel Bruce Turners Beach
 - COOPER, Rodney Ulverstone
 - DICKSON, Matthew Thomas Leith
 - DOWNIE, Mike Riana
 - FLEMING, Kerrie (Kez) Preston
 - LOWRIE, John Ulverstone
 - McKENNA, Terry Penguin
 - MARSHALL, Beryl Ulverstone
 - PAICE, Jon Ulverstone
 - THOMPSON, Gavin Ulverstone
 - VANDERFEEN, Andrew Ulverstone
 - van ROOYEN, Tony Ulverstone

- Mayor** – 2 candidates
- DOWNIE, Mike Riana
 - van ROOYEN, Tony Ulverstone

- Deputy Mayor** – 2 candidates
- HAINES, Ken Ulverstone
 - ROBERTSON, Brian West Ulverstone

Returning Officer Mr David Molnar
Australian Electoral Commission
1st floor Harris Building
49 Cattle Street (PO Box 468) Burnie 7320
Phone 6431 6188 Fax 6431 2457

Issuing place
Central Coast Council Offices
19 King Edward Street Ulverstone
Service Centre 78 Main Road Penguin
(Wednesday to Friday only)

Central Highlands Council

Enrolment – 2 743

- 6 Councillors*** – 7 candidates
- BOWDEN, Richard Bothwell
 - BURKE, Lyn Hamilton
 - EDGE, Henry Bothwell
 - McSHANE, Peter Bothwell
 - MONKS, Janet Bothwell
 - SMITHURST, Terry Ellendale
 - TRIFFITT, Loueun (Lou) Hamilton

- Mayor** – 1 candidate – no ballot required
- FLINT, Deirdre Hollow Tree

- Deputy Mayor** – 2 candidates
- BOWDEN, Richard Bothwell
 - MONKS, Janet Bothwell

Returning Officer Mr Damian Read
Australian Electoral Commission
2nd floor AMP Building
86 Collins Street (GPO Box 1335) Hobart 7001
Phone 6235 0552 Fax 6234 8227

Issuing place
Central Highlands Council Offices
Tarleton Street Hamilton

Circular Head Council

Enrolment – 5 625

- 5 Councillors*** – 7 candidates
- BERECHREE, T J Smithton
 - CHARLES, Bernard Smithton
 - MURRELL, Jeanie Smithton
 - NEWALL, Dale Stanley
 - QUILLIAM, Daryl H Smithton
 - SCHOENMAKER, John Smithton
 - WELLS, Graham Stanley

- Mayor** – 1 candidate – no ballot required
- HINE, Ross Marrawah

- Deputy Mayor** – 3 candidates
- CHARLES, Bernard Smithton
 - QUILLIAM, Daryl H Smithton
 - WELLS, Graham Stanley

Returning Officer Mr David Molnar
Australian Electoral Commission
1st floor Harris Building
49 Cattle Street (PO Box 468) Burnie 7320
Phone 6431 6188 Fax 6431 2457

Issuing place
Circular Head Council Offices
33 Goldie Street Smithton

Clarence City Council

Enrolment – 36 624

- 7 Councillors* (Aldermen)** – 18 candidates
- BLOMELEY, Brendan Sandy Bay
 - CAMPBELL, Jock Sandford
 - CANNOCK, Barry Bellerive
 - CHIPMAN, Doug Bellerive
 - CUSICK, Don Rose Bay
 - DODGE, Geoff Otago
 - EDWARDS, Peter Rosny
 - EVANS, Beverley Lenah Valley
 - EVANS, Rodney Lindsfarne
 - FIGG, Michael Lauderdale
 - JACKSON, David Lauderdale
 - KEANE, Greg Rokeby
 - LeSAGE, Lance Bellerive
 - McFARLANE, Kay Clarendon Vale
 - McMANUS, Martin Lindsfarne
 - MULDER, Tony Bellerive
 - PEART, Kim Lauderdale
 - SUMMERS, Greg Seven Mile Beach

- Mayor** – 3 candidates
- BLOMELEY, Brendan Sandy Bay
 - CAMPBELL, Jock Sandford
 - CHIPMAN, Doug Bellerive

- Deputy Mayor** – 4 candidates
- EVANS, Beverley Lenah Valley
 - JAMES, Richard Lindsfarne
 - McMANUS, Martin Lindsfarne
 - PEERS, John Rose Bay

Returning Officer Ms Maree Ward
Australian Electoral Commission
2nd floor AMP Building
86 Collins Street (GPO Box 1556) Hobart 7001
Phone 6235 0562 Fax 6231 3575

Issuing place
Clarence City Council Chambers
38 Bligh Street Rosny Park

Derwent Valley Council

Enrolment – 6 597

- 4 Councillors** – 9 candidates
- COWLEY, Dane Lachlan
 - CRAW, Hilary New Norfolk
 - GRAHAM, James New Norfolk
 - LAN, Paul Moogara
 - LATHEY, Barry New Norfolk
 - MILLS, Peter Lachlan
 - NICHOLSON, Tony New Norfolk
 - PARKER, Richard Lachlan
 - SHAW, Scott New Norfolk

- Mayor** – 2 candidates
- CRACKNELL, Nick Granton
 - PARKER, Richard Lachlan

- Deputy Mayor** – 3 candidates
- BROMFIELD, Judy New Norfolk
 - NICHOLSON, Tony New Norfolk
 - WILLIAMS, Ray New Norfolk

Returning Officer Mr Damian Read
Australian Electoral Commission
2nd floor AMP Building
86 Collins Street (GPO Box 1335) Hobart 7001
Phone 6235 0552 Fax 6234 8227

Issuing place
Derwent Valley Council Offices
Circle Street New Norfolk

Devonport City Council

Enrolment – 17 865

- 6 Councillors (Aldermen)** – 13 candidates
- COLE, Brian (Snapper) Ambleside
 - GAVRALAS, Gabrielle (Gabe) Spreyton
 - GILL, Marie Ambleside
 - HOLLISTER, Peter Graham Spreyton
 - KENT, David John Devonport
 - KENT, Graham (GB) East Devonport
 - KONETSCHNIK, Fred Devonport
 - MARSHALL, Bob Devonport
 - MATTHEWS, Jeffrey Francis Spreyton
 - MILBURN, Graeme Charles Devonport
 - WEBB, Frank Devonport
 - WHITING, Jenny Devonport
 - WHITTLE, Kerry John Panorama Heights

- Mayor** – 4 candidates
- COLE, Brian (Snapper) Ambleside
 - HOLLISTER, Peter Graham Spreyton
 - LAYCOCK, Lynn Devonport
 - MARSHALL, Bob Devonport

- Deputy Mayor** – 5 candidates
- GILL, Marie Ambleside
 - GOODWIN, Grant East Devonport
 - HILL, Maurice Walton Devonport
 - MATTHEWS, Jeffrey Francis Spreyton
 - WILSON, Bill Devonport

Returning Officers Mr Davin Foulkes
until 10am on 25 October 2005
Australian Electoral Commission
87 George Street (PO Box 123) Launceston 7250
Phone 6334 2600 Fax 6334 2725
Miss Electra Pappas
from 10am on 25 October 2005
Phone 6233 3749

Issuing place
Devonport City Council Chambers
44-48 Best Street Devonport

Dorset Council

Enrolment – 5 484

- 7 Councillors**** – 10 candidates
- HALL, Maxwell Scottsdale
 - McLENNAN, Roger M Bridport
 - MARTIN, Sheryl Yvonne Jetsonville
 - MOORCROFT, Tony Scottsdale
 - PARTRIDGE, Peter W Scottsdale
 - ROBERT, Jill Gladstone
 - REYNOLDS, Merv Scottsdale
 - RICE, Ron Bridport
 - THOMPSON, Patricia Legenwood
 - THORNE, Yvonne R Derby

- Mayor** – 3 candidates
- HALL, Maxwell Scottsdale
 - PARTRIDGE, Peter W Scottsdale
 - RICE, Ron Bridport

- Deputy Mayor** – 4 candidates
- ARNOLD, Steven John Bridport
 - McLENNAN, Roger M Bridport
 - THORNE, Yvonne R Derby
 - WILLIAMS, John Legenwood

Returning Officer Mrs Suzie Rogers
Australian Electoral Commission
87 George Street (PO Box 712) Launceston 7250
Phone 6331 6226 Fax 6334 2725

Issuing place
Dorset Council Offices
3 Ellenor Street Scottsdale

Your council vote counts.

2005 LOCAL GOVERNMENT ELECTIONS

The candidates.

Flinders Council

Enrolment – 808
4 Councillors* – 9 candidates
 BUSHBY, Jane Flinders Island
 BUTLER, Daryl Charles Flinders Island
 COBHAM, Marc Flinders Island
 KLUG, Terence George Flinders Island
 MASON, Stephen Flinders Island
 ROBERTS, Mary-Anne Flinders Island
 WATERHOUSE, Peter George Croydon
 WHEATLEY, Margaret Mary Flinders Island
 WILLIAMS, David Flinders Island
Mayor – 2 candidates
 KLUG, Terence George Flinders Island
 MASON, Lynn Memana
Deputy Mayor – 2 candidates
 MASON, Stephen Flinders Island
 WHEATLEY, Margaret Mary Flinders Island
Returning Officer Mr John Yucic
 Flinders Council Davies Street Whitemark
 (PO Box 40) Flinders Island 7255
 Phone 6359 2131 Fax 6359 2211
Issuing place
 Flinders Council Offices
 4 Davies Street Whitemark

George Town Council

Enrolment – 4 997
4 Councillors* – 11 candidates
 BRODIE, Rosemary George Town
 BROOMHALL, Roger George Town
 CORY, Tim George Town
 FRANKCOMBE, Andrew Pipers River
 GALE, Stephen Norman George Town
 GIBBONS, Dean George Town
 MACKRILL, Don George Town
 PALATINUS, Tameka George Town
 PARSELL, Peter George Town
 PETERS, John George Town
 WALLACE, Bob Hillwood
Mayor – 1 candidate – no ballot required
 BURT, Douglas George Town
Deputy Mayor – 2 candidates
 BARWICK, Heather Jean Beechford
 TAYLOR, Andrew Charles Low Head
Returning Officer Mrs Suzie Rogers
 Australian Electoral Commission
 87 George Street (PO Box 712) Launceston 7250
 Phone 6331 6226 Fax 6334 2725
Issuing place
 George Town Council Chambers
 16-18 Anne Street George Town

Glamorgan-Spring Bay Council

Enrolment – 4 077
6 Councillors* – 14 candidates
 BAILEY, Bill Bicheno
 CADART, Bertrand Bicheno
 COOPER, Peter Orford
 CRAWFORD, Jennifer Dolphin Sands
 FAMA, Michael Triabunna
 GIBSON, Larry Buckland
 HARRIS, Howard Little Swanport
 JOHNSTON, Craig Swansea
 PARKER, Richard Triabunna
 PASTOOR, Erick North Hobart
 RANDALL, Miranda Bicheno
 STANLEY, Noel Swansea
 WALTERS, Jim Little Swanport
 WOOLLEY, Dale Andrew Triabunna
Mayor – 4 candidates
 ANDERSEN, Nick Bicheno
 COOPER, Peter Orford
 HARRIS, Howard Little Swanport
 JOHNSTON, Craig Swansea
Deputy Mayor – 2 candidates
 BAILEY, Bill Bicheno
 CRAWFORD, Martin Swansea
Returning Officer Mr Ron Mann
 Australian Electoral Commission
 2nd floor AMP Building
 86 Collins Street (GPO Box 1098) Hobart 7001
 Phone 6235 0520 Fax 6234 9538
Issuing place
 Glamorgan-Spring Bay Council Chambers
 Vicary Street Triabunna

Glenorchy City Council

Enrolment – 31 790
6 Councillors (Aldermen) – 17 candidates
 CALITZ, Rick Glenlusk
 CORBY, Marrette
 DUNSBY, Jan West Moonah
 GILLIE, Deanne Granton
 GUY, Mary Glenorchy
 HANCL, Gary Claremont
 JACKSON, Jonathan Glenorchy
 KING, Steven Sandy Bay
 MAGINNIS, Jacquie Glenorchy
 MANSON, Jim Berriedale
 MAV, Steve
 MODRIJAN, Simon Glenorchy
 NISCHLER, Leah West Moonah
 PEARCE, David Glenorchy
 RIDLER, Peter
 SLADE, Stuart Berriedale
 VERVAART, Bob Glenorchy
Mayor – 2 candidates
 SLADE, Stuart Berriedale
 TAYLOR, Adriana Collinsvale
Deputy Mayor – 4 candidates
 GUY, Mary Glenorchy
 MANSON, Jim Berriedale
 MAV, Steve
 RIDLER, Peter
Returning Officer Mr Ron Mann
 Australian Electoral Commission
 2nd floor AMP Building
 86 Collins Street (GPO Box 1098) Hobart 7001
 Phone 6235 0520 Fax 6234 9538
Issuing place
 Glenorchy City Council Offices
 374 Main Road Glenorchy

Hobart City Council

Enrolment – 35 878
7 Councillors* (Aldermen) – 20 candidates
 BURNET, Helen North Hobart
 COCKER, Philip Sandy Bay
 DONNELLY, Peter Charles Sandy Bay
 DUTTA, Reshma Sandy Bay
 EDWARDS, David William Sandy Bay
 FOLEY, Leo Lenah Valley
 FREEMAN, John Hobart
 FURMAGE, Mark Sandy Bay
 HAIGH, Darlene Lenah Valley
 HARVEY, Bill Sandy Bay
 HUTCHINSON, Helen Battery Point
 MICHAEL, Heath West Hobart
 POS, Margaretta Battery Point
 SEXTON, Peter Battery Point
 SHEA, Michael N Battery Point
 THWAITES, John F Sandy Bay
 VALENTINE, Rob New Town
 VINCENT, Robert Dynnyrne
 WINTER, Gary Mount Nelson
 ZUCCO, Marti North Hobart
Lord Mayor – 3 candidates
 BRISCOE, Jeff Hobart
 VALENTINE, Rob New Town
 ZUCCO, Marti North Hobart
Deputy Lord Mayor – 4 candidates
 CHRISTIE, Ronald North Hobart
 HAIGH, Darlene Lenah Valley
 RUZICKA, Eva Fern Tree
 SEXTON, Peter Battery Point
Returning Officer Mr Damian Read
 Australian Electoral Commission
 2nd floor AMP Building
 86 Collins Street (GPO Box 1335) Hobart 7001
 Phone 6235 0552 Fax 6234 8227
Issuing place
 Australian Electoral Commission
 Division of Denison
 2nd floor AMP Building 86 Collins Street Hobart

Huon Valley Council

Enrolment – 10 131
5 Councillors – 20 candidates
 ARMSTRONG, Kevin Charlotte Cove
 BANGE, Jane Cygnet
 BERGH, Chris Upper Woodstock
 BURLING, Adam Lucaston
 COAD, Peter Deep Bay
 DICK, Robert Ranelagh
 DILLON, Laurie Geeveston
 DUGGANA, Tony Huonville
 FORD, Carol Franklin
 FROST, Colleen Verona Sands
 GRIGGS, Tim Franklin
 HERON, Bruce Grove
 NAHMANNI, Ben Cygnet
 RICHARDSON, Tony Castle Forbes Bay
 SMITH, Lynn Geeveston
 STRAFKOS, Nitsa Huonville
 THOMPSON, Ian G Surges Bay
 VELNAAAR, Camille Glaziers Bay
 WILSON, Mike Castle Forbes Bay
 WOOLLEY, Jenny Glen Huon
Mayor – 3 candidates
 ARMSTRONG, Robert Cygnet
 SMITH, Liz Cygnet
 WILSON, Mike Castle Forbes Bay
Deputy Mayor – 3 candidates
 COAD, Peter Deep Bay
 DILLON, Laurie Geeveston
 HERON, Bruce Grove
Returning Officer Ms Maree Ward
 Australian Electoral Commission
 2nd floor AMP Building
 86 Collins Street (GPO Box 1556) Hobart 7001
 Phone 6235 0562 Fax 6231 3575
Issuing place
 Huon Valley Council Public Office
 40 Main Street Huonville

Kentish Council

Enrolment – 4 103
4 Councillors – 6 candidates
 BURROWS, Henry Sheffield
 COOPER, Tony Lower Wilmot
 DEVERELL, John Sheffield
 JORDAN, Des Nowhere Else
 KEDDIE, Andrew Sheffield
 MUIR, Tony Sheffield
Mayor – 1 candidate – no ballot required
 BRAID, Ian Sheffield
Deputy Mayor – 4 candidates
 DEVERELL, John Sheffield
 JORDAN, Des Nowhere Else
 KEDDIE, Andrew Sheffield
 SHERRIFF, Wayne Sheffield
Returning Officer Mr Davin Foulkes
 Australian Electoral Commission
 87 George Street (PO Box 123) Launceston 7250
 Phone 6334 2600 Fax 6334 2725
Issuing place
 Kentish Council Chambers
 Main Street Sheffield

Kingborough Council

Enrolment – 21 970
7 Councillors* – 17 candidates
 ANDERSON, Mike Margate
 BURY, Graham Tinderbox
 CHATTERTON, Paul Blackmans Bay
 DONNELL-WALES, Daniela Kingston
 GRACE, David Lower Snug
 HANSSON, Rod Kingston
 HIGGINS, Michele Birchs Bay
 LAWLESS, Ian Margate
 LINDSAY, Helen Margate
 MAUGER, Warwick Lloyd Leslie Vale
 PITCHFORD, Gary Kingston
 RICKARDS, Mark Snug
 SCOTT, Bruce Margate
 SMITH, Derek J H Kingston
 SOMMERVILLE, Donna Blackmans Bay
 TAYLOR, Julie Kingston
 WASS, Steve Blackmans Bay
Mayor – 4 candidates
 BURY, Graham Tinderbox
 CHATTERTON, Paul Blackmans Bay
 HAZELL, Donald Kingston
 WASS, Steve Blackmans Bay
Deputy Mayor – 4 candidates
 BUCHAN, Fiona Kingston Beach
 BUSH, Julian Simpsons Bay
 FOX, Flora Howden
 GRACE, David Lower Snug
Returning Officer Ms Maree Ward
 Australian Electoral Commission
 2nd floor AMP Building
 86 Collins Street (GPO Box 1556) Hobart 7001
 Phone 6235 0562 Fax 6231 3575
Issuing place
 Kingborough Civic Centre
 15 Channel Highway Kingston

King Island Council

Enrolment – 1 247
5 Councillors – 8 candidates
 ARNOLD, Charles Stuart Nugara
 BARRATT, Greg Pegarah
 BREWSTER, David Currie
 McFIE, Duncan Currie
 PHILBEY, Vernon King Island
 PORTER, Chris Pegarah
 WALTON, Kathleen Grassy
 YOUNG, Peter Mervyn Currie
Mayor – 2 candidates
 ARNOLD, Charles Stuart Nugara
 BREWSTER, David Currie
Deputy Mayor – 1 candidate – no ballot required
 BARRATT, Greg Pegarah
Returning Officer Mr David Molnar
 Australian Electoral Commission
 1st floor Harris Building
 49 Cattle Street (PO Box 468) Burnie 7320
 Phone 6431 6188 Fax 6431 2457
Issuing place
 King Island Council Offices
 George Street Currie

Laruthe Council

Enrolment – 6 411
4 Councillors – 8 candidates
 BEVERIDGE, Rob Hawley Beach
 DARBYSHIRE, Pat Port Sorell
 DICK, Stephen Port Sorell
 HUGHES, John Northdown
 McLAREN, Mike Latrobe
 NEWMAN, John Latrobe
 STUART, Lynette D Shearwater
 SULLIVAN, Brendan Port Sorell
Mayor – 1 candidate – no ballot required
 GAFFNEY, Michael Latrobe
Deputy Mayor – 1 candidate – no ballot required
 ROCKLIFF, Rick Sassafras
Returning Officer Mr Davin Foulkes
 until 10am on 25 October 2005
 Australian Electoral Commission
 87 George Street (PO Box 123) Launceston 7250
 Phone 6334 2600 Fax 6334 2725
 Miss Electra Papas
 from 10am on 25 October 2005
 Phone 6233 3749
Issuing place
 Latrothe Council Chambers
 170 Gilbert Street Latrothe

Launceston City Council

Enrolment – 44 877
6 Councillors (Aldermen) – 19 candidates
 ARMITAGE, Rosemary St Leonards
 BALL, Jeremy Launceston
 BEAMS, Graeme Launceston
 BROOKES, George Waverley
 CHOI, Jin-oh Launceston
 DICKENSON, Janie Trevallyn
 FISHER, Kieran E East Launceston
 GREENWOOD, Alan David Norwood
 LINDSAY, Paul Youngtown
 McKENDRICK, Robin Norwood
 MITCHELL, Lyn Newnham
 NEIL, Rex Mowbray
 RUNDLE, Tim Trevallyn
 SANDS, Ted Kings Meadows
 SHIPP, Ray Newnham
 SOWARD, Rob South Launceston
 van NOORD, Wayne Dilston
 van ZETTEN, Albert Launceston
 WALTERS, Joan Trevallyn
Mayor – 4 candidates
 DEAN, Ivan Newnham
 DICKENSON, Janie Trevallyn
 McKENDRICK, Robin Norwood
 SANDS, Ted Kings Meadows
Deputy Mayor – 4 candidates
 CAMPBELL, Jodie Ravenswood
 NOTT, Frank Reginald Newstead
 SHIPP, Ray Newnham
 WADDLE, Annette Nunamara
Returning Officer Mrs Suzie Rogers
 Australian Electoral Commission
 87 George Street (PO Box 712) Launceston 7250
 Phone 6331 6226 Fax 6334 2725
Issuing place
 Launceston City Council Chambers
 Customer Service Centre
 Town Hall 18-28 St John Street Launceston



If you are an eligible elector, you will receive a **postal ballot pack** in your letterbox from Tuesday 11 October to Friday 14 October 2005. The postal ballot pack will contain:

- Ballot paper/s
- Voting instructions and candidate statements
- A ballot paper envelope
- This envelope *must be signed to ensure ballot security*
- A reply-paid envelope

Voting won't even cost a stamp

Your council vote counts.

2005 LOCAL GOVERNMENT ELECTIONS

The candidates.

Meander Valley Council

Enrolment – 13 341
6 Councillors* – 14 candidates
 BELKNER, Joy Westbury
 DUNK, John Westbury
 FLEMING, Peter Hadsphen
 FLOWERS, Ron Elizabeth Town
 FROST, Pat Westbury
 JOHNSTONE, Ray Prospect Vale
 JONES, Lester Deloraine
 KELLY, Michael Deloraine
 KNOWLES, Kevin Western Creek
 LINGER, Rodney Caveside
 LOONE, Bob Chudleigh
 PORTER, Carl Exton
 RICHARDSON, Bob Westbury
 TOBIAS, Jacqueline Hadsphen
Mayor – 2 candidates
 RICHARDSON, Bob Westbury
 SHELTON, Mark Bracknell
Deputy Mayor – 2 candidates
 JOHNSTONE, Ray Prospect Vale
 LOONE, Bob Chudleigh
Returning Officer Mr Davin Foulkes
 Australian Electoral Commission
 87 George Street (PO Box 123) Launceston 7250
 Phone 6334 2600 Fax 6334 2725

Issuing place
 Meander Valley Council Offices
 26 Lyall Street Westbury

Northern Midlands Council

Enrolment – 8 844
5 Councillors – 11 candidates
 BROOKS, Matthew Longford
 CARINS, Jeff Longford
 COX, Brian Evandale
 DARKE, Peter Longford
 DOWNIE, David Campbell Town
 GONINON, Ian Devon Hills
 GREEN, Rae Longford
 HAYES, Don Cressy
 McCULLAGH, Carol Longford
 MOORE, Mike Relbia
 POLLEY, Tim Longford
Mayor – 2 candidates
 ANDERSON, Russell Cressy
 POLLEY, Kim Longford
Deputy Mayor – 1 candidate – no ballot required
 McSHANE, Don Perth
Returning Officer Mr Davin Foulkes
 Australian Electoral Commission
 87 George Street (PO Box 123) Launceston 7250
 Phone 6334 2600 Fax 6334 2725

Issuing place
 Northern Midlands Council Offices
 13 Smith Street Longford

Sorell Council

Enrolment – 8 456
4 Councillors – 8 candidates
 DEGRASSI, Kerry Dodges Ferry
 JOHNSON, Howard Boomer Bay
 KELLEY, Alan Lewisham
 MILLAR, Glenn Forcett
 PEREY, Frederika Boomer Bay
 PURDON, Mike Sorell
 RHEINBERGER, Jack Sorell
 TORENIUS, Carmel Forcett
Mayor – 3 candidates
 DEGRASSI, Kerry Dodges Ferry
 PURDON, Mike Sorell
 TORENIUS, Carmel Forcett
Deputy Mayor – 1 candidate – no ballot required
 EVANS, Graeme Sorell
Returning Officer Mr Ron Mann
 Australian Electoral Commission
 2nd floor AMP Building
 86 Collins Street (GPO Box 1098) Hobart 7001
 Phone 6235 0520 Fax 6234 9538
Issuing place
 Sorell Municipal Offices
 12 Somerville Street Sorell



Don't sit still!

Make sure your vote is received by 10am on Tuesday 25 October 2005 when polling officially closes.
Vote and return your ballot paper straight away!
 Don't delay – late votes can't be counted.

Southern Midlands Council

Enrolment – 4 307
5 Councillors – 10 candidates
 BISDEE, Tony Melton Mowbray
 CAMPBELL, Bob Andover
 CONNORS, Marie Tunnack
 GREEN, Alex Campania
 JONES, John Kempton
 McDougall, Rowena Andover
 NORWOOD, Mark Otlandts
 PALMER, Margaret Otlandts
 THOMPSON, Delia Campania
 WILLIAMS, Russ Mangalore
Mayor – 2 candidates
 BISDEE, Tony Melton Mowbray
 JONES, John Kempton
Deputy Mayor – 1 candidate – no ballot required
 SCOTT, Helen Woodsdale
Returning Officer Mr Damian Read
 Australian Electoral Commission
 2nd floor AMP Building
 86 Collins Street (GPO Box 1335) Hobart 7001
 Phone 6235 0552 Fax 6234 8227

Issuing place
 Southern Midlands Council Offices
 71 High Street Otlandts

Tasman Council

Enrolment – 2 139
6 Councillors** – 10 candidates
 BARWICK, Jan Elizabeth Nubeena
 BRIGGS, Allen Lloyd Port Arthur
 FORSTER, John E. White Beach
 HEYWARD, Roseanne Koonya
 LYNE, Wally Port Arthur
 NOYE, Audrey Highcroft
 NOYE, James A Premaydena
 NOYE, Pauline B. Premaydena
 SELF, Roger John Eaglehawk Neck
 WIGGINS, Bruce Nubeena
Mayor – 2 candidates
 SELF, Roger John Eaglehawk Neck
 WILSON, Peter John Taranna
Deputy Mayor – 2 candidates
 ALEXANDER, Gary White Beach
 WIGGINS, Bruce Nubeena
Returning Officer Ms Maree Ward
 Australian Electoral Commission
 2nd floor AMP Building
 86 Collins Street (GPO Box 1556) Hobart 7001
 Phone 6235 0562 Fax 6231 3575
Issuing place
 Tasman Council Chambers
 Main Road Nubeena

West Coast Council

Enrolment – 3 511
5 Councillors – 8 candidates
 CLARK, Sandra Zeehan
 CUEVAS, Rod Zeehan
 DRAKE, Anne Rosebery
 EL-SAID, Mo Queenstown
 GARDINER, Brian Strahan
 GERRITY, Robyn Strahan
 REID, Peter Queenstown
 VICKERS, Ted Zeehan
Mayor – 1 candidate – no ballot required
 GERRITY, Darryl Strahan
Deputy Mayor – 1 candidate – no ballot required
 DRAKE, Anne Rosebery
Returning Officer Mr David Molnar
 Australian Electoral Commission
 1st floor Harris Building
 49 Cattley Street (PO Box 468) Burnie 7320
 Phone 6431 6188 Fax 6431 2457
Issuing place
 West Coast Council Offices
 100 Main Street Zeehan

West Tamar Council

Enrolment – 15 081
5 Councillors* – 12 candidates
 ALLEN, Joy Beaconsfield
 BURR, Max Legana
 CORBETT, Kim Riverside
 DODDY, Peter Trevallyn
 FREEMAN, Tony (Tom) Beaconsfield
 GROVES, Dave Kayena
 GULSON, Julia Beaconsfield
 KEARNEY, Peter Exeter
 LEAVER, Laurie Riverside
 PRICE, Mark Riverside
 ROCHESTER, Les Kayena
 WOINARSKI, Tim Legana
Mayor – 2 candidates
 EASTHER, Barry Maxwell Sidmouth
 KEARNEY, Peter Exeter
Deputy Mayor – 2 candidates
 BURR, Max Legana
 WALTERS, Smokey Beaconsfield
ELECTOR POLL
 An elector poll will be conducted in conjunction with this election. Electors will be asked to answer 'yes' or 'no' to the following question: *'Do you support changing the name of the Waratah-Wynyard Council and municipal area to the Table Cape Council and municipal area?'*
Returning Officer Mr David Molnar
 Australian Electoral Commission
 1st floor Harris Building
 49 Cattley Street (PO Box 468) Burnie 7320
 Phone 6431 6188 Fax 6431 2457
Issuing place
 Waratah-Wynyard Council Offices
 21 Saunders Street Wynyard

ELECTOR POLL
 An elector poll will be conducted in conjunction with this election. Electors will be asked to answer 'yes' or 'no' to the following question: *'Do you agree with the proposed pulp mill being located in the Tamar Valley?'*
Returning Officer Mrs Suzie Rogers
 Australian Electoral Commission
 87 George Street (PO Box 712) Launceston 7250
 Phone 6331 6226 Fax 6334 2725
Issuing place
 West Tamar Council Chambers
 West Street Beaconsfield

Queries?

If you don't get a postal ballot pack by Friday 14 October or if you have difficulty in voting
Call 1800 801 701
 We will be pleased to help, or you may apply and vote at an issuing place listed for your council. Issuing places will be open during business hours from Tuesday 11 October to 10am Tuesday 25 October 2005.

Your council vote counts.

2005 LOCAL GOVERNMENT ELECTIONS

Bruce Taylor *ELECTORAL COMMISSIONER*
 29 September 2005

Level 2 Telstra Centre 70 Collins Street (GPO Box 300) Hobart Tasmania 7001 Call 1800 801 701 or (03) 6233 2000
 Fax (03) 6224 0217 ballot.box@electoral.tas.gov.au Visit us at www.electoral.tas.gov.au



Hurry! Time is slipping away!

So don't delay – post your vote today! **Queries? Call 1800 801 701.**

Your council vote counts.

2005 LOCAL GOVERNMENT ELECTIONS

Level 2 Telstra Centre 70 Collins St (GPO Box 300) Hobart Tas 7001 Phone 1800 801 701 or (03) 6233 2000 Fax (03) 6224 0217 ballot.box@electoral.tas.gov.au www.electoral.tas.gov.au




Don't leave it too late!

Get a move on – post your vote today. **Queries? Call 1800 801 701.**

Your council vote counts.

2005 LOCAL GOVERNMENT ELECTIONS

Level 2 Telstra Centre 70 Collins St (GPO Box 300) Hobart Tas 7001 Phone 1800 801 701 or (03) 6233 2000 Fax (03) 6224 0217 ballot.box@electoral.tas.gov.au www.electoral.tas.gov.au



You're running out of time...

There's one more important thing to do this weekend – vote in the Local Government elections! But your time is almost up. Postal votes have to be received by 10am **THIS TUESDAY.** So hurry! **Queries? Call 1800 801 701.**

Your council vote counts.

2005 LOCAL GOVERNMENT ELECTIONS

Level 2 Telstra Centre 70 Collins St (GPO Box 300) Hobart Tas 7001 Phone 1800 801 701 or (03) 6233 2000 Fax (03) 6224 0217 ballot.box@electoral.tas.gov.au www.electoral.tas.gov.au



Move quickly! Only one day left!

Time is almost up to vote in the Local Government elections. So hurry – you need to post your vote by 6pm today. Mail clearance time may be earlier in non-metro areas. If you miss out, take your vote to your council or electoral office by 10am tomorrow. **Queries? Call 1800 801 701.**

Your council vote counts.

2005 LOCAL GOVERNMENT ELECTIONS

Level 2 Telstra Centre 70 Collins St (GPO Box 300) Hobart Tas 7001 Phone 1800 801 701 or (03) 6233 2000 Fax (03) 6224 0217 ballot.box@electoral.tas.gov.au www.electoral.tas.gov.au



Drop it!

It's too late to post your vote for the Local Government elections, but you can take it to your council or electoral office by 10am today. It's your last chance to have a say on all the services your council provides. Don't miss out. **Queries? Call 1800 801 701.**

Your council vote counts.

2005 LOCAL GOVERNMENT ELECTIONS

Level 2 Telstra Centre 70 Collins St (GPO Box 300) Hobart Tas 7001 Phone 1800 801 701 or (03) 6233 2000 Fax (03) 6224 0217 ballot.box@electoral.tas.gov.au www.electoral.tas.gov.au

Certificates of election

These 'Certificates of Election' are published in accordance with section 304(2) of the *Local Government Act 1993*. Postal voting for the 2005 Local Government Elections closed at 10am on Tuesday 25 October 2005.

The Returning Officers appointed for the 29 Councils shown have declared the candidates listed as elected to the office of Councillor, Lord Mayor, Mayor, Deputy Lord Mayor and Deputy Mayor respectively. Councillors are listed in the order of their election.

Councillors are elected for a period of 4 years, unless shown with an asterisk (*) to indicate that they have been elected to fill a casual vacancy for a period of 2 years. Mayors and Deputy Mayors are elected for a period of 2 years.

Break O'Day Council

5 Councillors
Stephen Gordon SALTER
John Charles McGIVERON
David CLEMENT
John LeFEVRE
Raoul HARPER
Mayor Stephen Gordon SALTER
Deputy Mayor Margaret OSBORNE
Returning Officer
Stephen Ferris – 28 October 2005

Brighton Council

5 Councillors
Tony FOSTER
Phil OWEN
Ted JEFFRIES
Sonya WILLIAMS
Leigh GRAY
Mayor Tony FOSTER
Deputy Mayor Ted JEFFRIES
Returning Officer
Damian Read – 28 October 2005

Burnie City Council

5 Councillors (Aldermen)
Anita DOW
Sandra FRENCH
Jan BUZZARD
Des HODGETTS
Malcolm RYAN
Mayor Alwynn BOYD
Deputy Mayor John D MUNRO
Returning Officer
David Molnar – 28 October 2005

Central Coast Council

7 Councillors*
Mike DOWNE
Tony van ROOYEN
Jan BONDE
Rodney COOPER
Warren BARKER
Terry McKENNA
Beryl MARSHALL*
Mayor Mike DOWNE
Deputy Mayor Brian ROBERTSON
Returning Officer
David Molnar – 28 October 2005

Central Highlands Council

6 Councillors*
Richard BOWDEN
Lyn BURKE
Janet MONKS
Peter McSHANE
Henry EDGELL
Loueen (Lou) TRIFFITT*
Mayor Deirdre FLINT
Deputy Mayor Richard BOWDEN
Returning Officer
Damian Read – 28 October 2005

Circular Head Council

5 Councillors*
Jeanie MURRELL
Bernard CHARLES
Daryl H QUILLIAM
Graham WELLS
T J BERECHREE*
Mayor Ross HINE
Deputy Mayor Daryl H QUILLIAM
Returning Officer
David Molnar – 28 October 2005

Clarence City Council

7 Councillors* (Aldermen)
Jock CAMPBELL
Doug CHIPMAN
Martin McMANUS
Brendan BLOMELEY
Kay McFARLANE
Tony MULDER
Beverley EVANS*
Mayor Jock CAMPBELL
Deputy Mayor Martin McMANUS
Returning Officer
Maree Ward – 28 October 2005

Derwent Valley Council

4 Councillors
Scott SHAW
Tony NICHOLSON
Richard PARKER
Barry LATHY
Mayor Nick CRACKNELL
Deputy Mayor Tony NICHOLSON
Returning Officer
Damian Read – 28 October 2005

Devonport City Council

6 Councillors (Aldermen)
Peter Graham HOLLISTER
Brian (Snapper) COLE
Fred KONETSCHNIK
Jeffrey Francis MATTHEWS
Gabrielle (Gabe) GAVRALAS
Graham (GB) KENT
Mayor Lynn LAYCOCK
Deputy Mayor Jeffrey Francis MATTHEWS
Returning Officer
Electra Papas – 27 October 2005

Dorset Council

7 Councillors**
Maxwell HALL
Peter W PARTRIDGE
Yvonne R THORNE
Roger M McLENNAN
Sheryl Yvonne MARTIN
Ron RICE*
Jill PROBERT*
Mayor Peter W PARTRIDGE
Deputy Mayor Yvonne R THORNE
Returning Officer
Suzie Rogers – 28 October 2005

Flinders Council

4 Councillors*
Terence George KLUG
David WILLIAMS
Henry BURROWS
Margaret Mary WHEATLEY
Stephen MASON*
Mayor Terence George KLUG
Deputy Mayor Margaret Mary WHEATLEY
Returning Officer
John Vucic – 31 October 2005

George Town Council

4 Councillors
Tim CORY
Stephen Norman GEALE
Roger BROOMHALL
Bob WALLACE
Mayor Douglas BURT
Deputy Mayor Andrew Charles TAYLOR
Returning Officer
Suzie Rogers – 28 October 2005

Glamorgan-Spring Bay Council

6 Councillors*
Howard HARRIS
Craig JOHNSTONE
Jim WALTERS
Jennifer CRAWFORD
Michael FAMA
Bertrand CADART*
Mayor Howard HARRIS
Deputy Mayor Martin CRAWFORD
Returning Officer
Peter Weldon – 1 November 2005

Glenorchy City Council

6 Councillors (Aldermen)
Stuart SLADE
Jim MANSON
Steve MAV
Peter RIDLER
Mary GLUY
David PEARCE
Mayor Adriana TAYLOR
Deputy Mayor Jim MANSON
Returning Officer
Peter Weldon – 1 November 2005

Hobart City Council

7 Councillors* (Aldermen)
Rob VALENTINE
Helen BURNET
Peter SEXTON
John FREEMAN
Marti ZUCCO
Darlene HAIGH
Phillip COCKER*
Lord Mayor Rob VALENTINE
Deputy Lord Mayor Eva RUZICKA
Returning Officer
Damian Read – 28 October 2005

Huon Valley Council

5 Councillors
Laurie DILLON
Mike WILSON
Tony RICHARDSON
Bruce HERON
Tony DUGGAN
Mayor Robert ARMSTRONG
Deputy Mayor Laurie DILLON
Returning Officer
Maree Ward – 31 October 2005

Kentish Council

4 Councillors
Des JORDAN
Tony MUIR
John DEVERELL
Henry BURROWS
Mayor Ian BRAID
Deputy Mayor Wayne SHERRIFF
Returning Officer
Stephen Ferris – 28 October 2005

Kingborough Council

7 Councillors*
Graham BURY
Steve WASS
David GRACE
Paul CHATTERTON
Michele HIGGINS
Helen LINDSAY
Donna SOMMERVILLE*
Mayor Graham BURY
Deputy Mayor David GRACE
Returning Officer
Maree Ward – 31 October 2005

King Island Council

5 Councillors
Charles Stuart ARNOLD
David BREWSTER
Duncan McFIE
Greg BARRATT
Vernon PHILBEY
Mayor Charles Stuart ARNOLD
Deputy Mayor Greg BARRATT
Returning Officer
David Molnar – 28 October 2005

Latrobe Council

4 Councillors
Rob BEVERIDGE
Mike McLAREN
Stephen DICK
Pat DARBYSHIRE
Mayor Michael GAFFNEY
Deputy Mayor Rick ROCKLIFF
Returning Officer
Electra Papas – 27 October 2005

Launceston City Council

6 Councillors (Aldermen)
Janie DICKENSON
Albert van ZETTEN
Robin McKENDRICK
Rosemary ARMITAGE
Ted SANDS
Graeme BEAMS
Mayor Ivan DEAN
Deputy Mayor Jodie CAMPBELL
Returning Officer
Suzie Rogers – 28 October 2005

Meander Valley Council

6 Councillors*
Bob LOONE
Laurie JOHNSTONE
Bob RICHARDSON
Pat FROST
Michael KELLY
Lester JONES*
Mayor Mark SHELTON
Deputy Mayor Bob LOONE
Returning Officer
Stephen Ferris – 28 October 2005

Northern Midlands Council

5 Councillors
David DOWNE
Jeff CARINS
Tim POLLEY
Matthew BROOKS
Ian GONINON
Mayor Kim POLLEY
Deputy Mayor Don McSHANE
Returning Officer
Stephen Ferris – 28 October 2005

Sorell Council

4 Councillors
Carmel TORENIUS
Mike PURDON
Kerry DEGRASSI
Jack RHEINBERGER
Mayor Carmel TORENIUS
Deputy Mayor Graeme EVANS
Returning Officer
Peter Weldon – 1 November 2005

Southern Midlands Council

5 Councillors
Tony BISDEE
John JONES
Alex GREEN
Marie CONNORS
Delia THOMPSON
Mayor Tony BISDEE
Deputy Mayor Helen SCOTT
Returning Officer
Damian Read – 28 October 2005

Tasman Council

6 Councillors**
Jan Elizabeth BARWICK
Roger John SELF
Roseanne HEYWARD
Bruce WIGGINS
Audrey NOYE*
Allen Lloyd BRIGGS*
Mayor Roger John SELF
Deputy Mayor Gary ALEXANDER
Returning Officer
Maree Ward – 31 October 2005

Waratah-Wynyard Council

5 Councillors
Robert (Robby) WALSH
Malcolm FENTON
Darren FAIRBROTHER
David MOORE
Mary DUNIAM
Mayor Kevin HYLAND
Deputy Mayor Darren FAIRBROTHER
Elector Poll
Electors were asked to indicate whether or not they supported changing the name of the Waratah-Wynyard Council and municipal area to the Table Cape Council and municipal area.
Formal votes received were
Yes 1 180 17.99%
No 5 379 82.01%
Returning Officer
David Molnar – 28 October 2005

West Coast Council

5 Councillors
Anne DRAKE
Peter REID
Ted VICKERS
Mo EL-SAID
Robyn GERRITY
Mayor Daryl GERRITY
Deputy Mayor Anne DRAKE
Returning Officer
David Molnar – 28 October 2005

West Tamar Council

5 Councillors*
Peter KEARNEY
Joy ALLEN
Max BURR
Peter DODDY
Les ROCHESTER*
Mayor Barry Maxwell EASTHER
Deputy Mayor Max BURR
Elector Poll
Electors were asked whether or not they agreed with the proposed pulp mill being located in the Tamar Valley.
Formal votes received were
Yes 3 782 44.05%
No 4 804 55.95%
Returning Officer
Suzie Rogers – 28 October 2005

Your council vote counts.

2005 LOCAL GOVERNMENT ELECTIONS

I would like to pass on my thanks to all staff involved with counting the votes, my colleagues at the Australian Electoral Commission and my staff at the Tasmanian Electoral Commission for the high standard of work under very intense pressure.

Bruce Taylor *ELECTORAL COMMISSIONER* 5 November 2005

Level 2 Telstra Centre 70 Collins Street (GPO Box 300) Hobart Tasmania 7001 Call 1800 801 701 or (03) 6233 2000
Fax (03) 6224 0217 ballot.box@electoral.tas.gov.au Visit us at www.electoral.tas.gov.au

